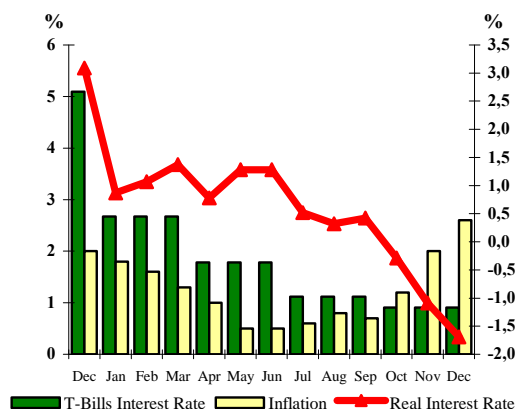


HELLENIC REPUBLIC PUBLIC DEBT BULLETIN

**Inflation and Interest Rates of 12-month T-Bills
for the period (Dec. 08 – Dec. 09)**



56

December 2009

Note:

The monthly real interest rate is defined as the difference between the 12-month T-Bill interest rate (prevailing at the end of the month) and the inflation rate.

The real interest rate is depicted on the right vertical axis, while the inflation rate and the 12-month interest rate on the left vertical axis.

A. Public Debt (Central Government)⁵

Composition of Central Government Debt (amounts in million euro)*		
	30/09/2009 ¹	31/12/2009 ¹
Outstanding Central Government Debt	297,920.91	298,524.20
A. Fixed rate^{2,3}	75.6%	75.4%
Floating rate^{3,4}	24.4%	24.6%
B. Tradable	92.2%	94.8%
Non-Tradable	7.8%	5.2%
C. Euro	99.6%	99.6%
Non-euro zone currencies	0.4%	0.4%

Cash Deposits of the H.R. (million euro)	7,719.6	1,101.6
---	----------------	----------------

1. Including securitization.

2. Including short-term debt.

3. As of 1-1-2004 the fixed/floating participation is calculated including Interest Rate Swap transactions.

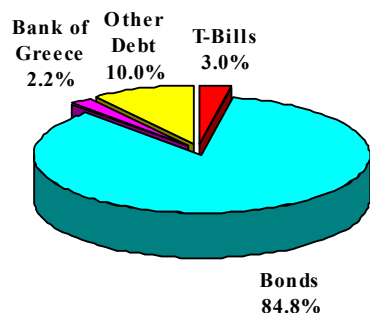
4. Due to a change in methodology, as of 31/12/2007 index-linked bonds are classified as floating rate bonds.

5. Central Government Debt differs from General Government Debt (Maastricht definition) by the amount of Intra-sectoral debt holdings and other ESA '95 adjustments.

* Estimates

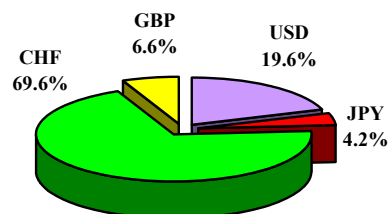
MINISTRY OF FINANCE
GENERAL DIRECTORATE OF THE TREASURY AND THE BUDGET
PUBLIC DEBT DIRECTORATE
CONTACT PERSON: G. FLORATOS – DEPUTY DIRECTOR
TEL: +30 210 33 38 451 +30 210 33 38 334 - +30 210 33 38 324 - FAX: +30 210 33 38 205
Internet address: <http://www.mof-gl.k.gr>, e-mail address: pubdebt@mof-gl.k.gr
Reuters: GR/FINMIN01 Bloomberg: GRMF

Composition of euro denominated Central Government Debt on 31/12/2009*



*Estimates

Composition of non-euro zone currency Central Government Debt on 31/12/2009*



* Estimates

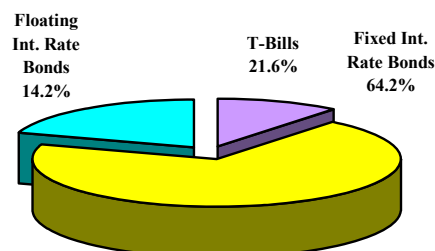
Outstanding volume of Greek State Guarantees (millions of euro)

	30/09/2009*	31/12/2009*
Outstanding guaranteed debt	25,667.9	25,851.7

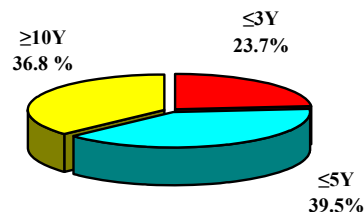
* Estimates

B. New Borrowing¹ (Jan. – Dec. 2009)

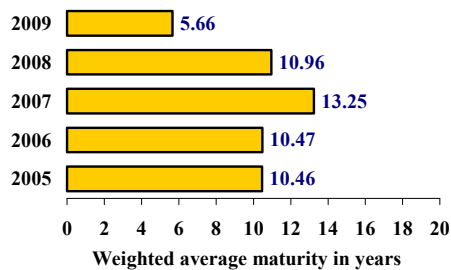
Composition of Government securities issued in the period Jan. – Dec. 2009



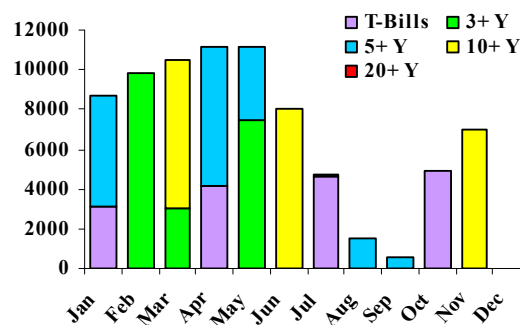
Composition of Government bonds issued in 2009, by initial maturity



Weighted average maturity of Government securities (new borrowing)



Issuance activity in 2009, by month



1. Not including international bond issues.

C. Primary and Secondary Market of Greek Government Securities

1. Issuance Calendar of Greek Government securities

A. Auction Calendar for January 2010

January	19/01/2010	13-weeks T-Bill (ACT/360)
	12/01/2010	26-weeks T-Bill (ACT/360)
	12/01/2010	52-weeks T-Bill (ACT/360)

2. Auction Results (Oct. – Dec. 09)

Auction	ISIN	Matutity	Auction Amount (€ mn)	Offered Amount (€ mn)	Amount Issued (€ mn)	Price	Yield
T-Bills							
20-10-09	GR0000074741	22-01-10	1,500	7,040	2,400	99.911%	0.35%
13-10-09	GR0002072354	16-04-10	800	4,795	1,280	99.702%	0.59%
13-10-09	GR0004108347	15-10-10	800	3,550	1,280	99.090%	0.91%

2. Syndicated, Special Purpose & Other Issues (Oct. – Dec. 09)

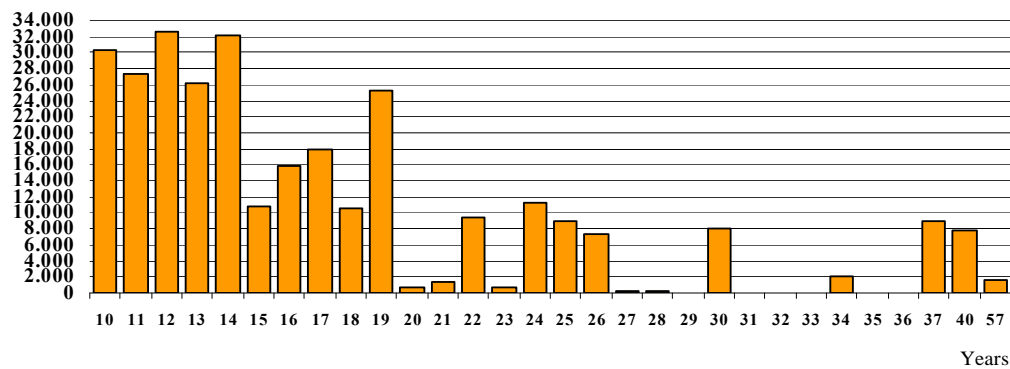
Bonds						
Record date	ISIN	Tenor	Maturity	Amount Issued (€ mln)	Coupon	
10/11/2009	GR0133004177	15Y	20/03/2026	7,000	5.30%	

4. Central Government Debt by residual maturity (amounts in million euro)

	30/09/2009	%	31/12/2009	%
Total volume	297,920.9	100.0%	298,524.2	100.0%
of which:				
short-term (up to 1 year)	36,813.8	12.3%	30,433.4	10.2%
medium-term (1to 5 years)	118,158.3	39.7%	118,074.2	39.6%
long-term (more than 5 years)	142,948.8	48.0%	150,016.6	50.2%

Weighted average residual maturity of Central Government Debt on 31/12/09: 7.94 years

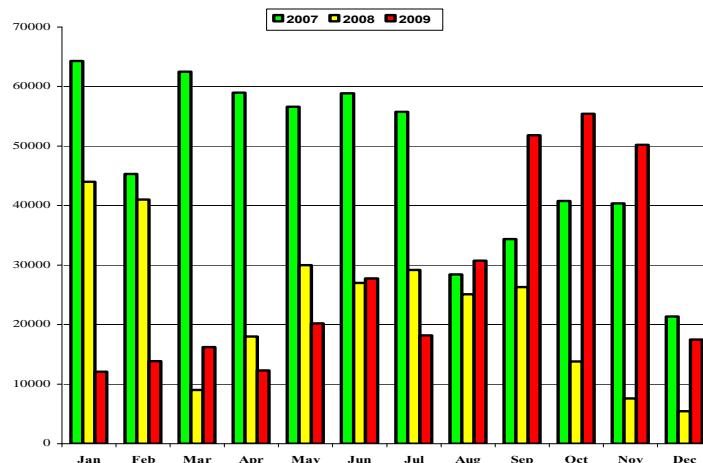
5. Redemption schedule of Central Government Debt on 31/12/2009 (amounts in million euro)



Notes:

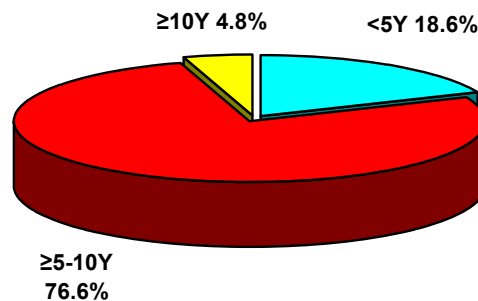
1. Large scale buy-backs are scheduled for the smoothening of redemptions.

6. Monthly volume of transactions on Greek Government securities in the Electronic Secondary Market (HDAT) (Jan. 07 – Dec. 09) (amounts in million euro)



Source: Bank of Greece, HDAT

7. Volume of transactions in HDAT – 4nd Quarter 2009 (by residual maturity of Government securities)



Source: Bank of Greece, HDAT

Note:

Public Debt data for each quarter will be announced no later than 50 days after the end of the reference quarter.