

# Elenco delle obbligazioni

## Indice

	pagina
Andamento del tasso di cambio e del tasso d'interesse	2
Selezione di titoli New Issues	3–4
Selezione di titoli CHF debitori svizzeri	5
Selezione di titoli CHF Confederazione	6
Selezione di titoli CHF Raiffeisen EZ / RCH	7
Selezione di titoli CHF debitori esteri	8–9
Selezione di titoli CHF Floating Rate Notes	10
Selezione di titoli Eurobonds (EUR)	11–15
Selezione di titoli Eurobonds (GBP)	16
Selezione di titoli Eurobonds (DKK, NOK, SEK, ISK)	17
Selezione di titoli Eurobonds (TYR, ZAR)	18
Selezione di titoli Eurobonds (USD)	19–21
Selezione di titoli Eurobonds (AUD, CAD, NZD)	22
Selezione di titoli CHF debitori esteri	
«Grandfathered Bonds»	23
Selezione di titoli EUR / GBP «Grandfathered Bonds»	24
Selezione di titoli USD «Grandfathered Bonds»	25
Interpretazione del rating per i debiti a lungo termine	26

### Redazione

Bank Vontobel AG  
Gotthardstrasse 43  
CH-8022 Zurigo

Tel. +41 58 283 71 70  
Fax +41 58 283 58 81  
[www.vontobel.com](http://www.vontobel.com)

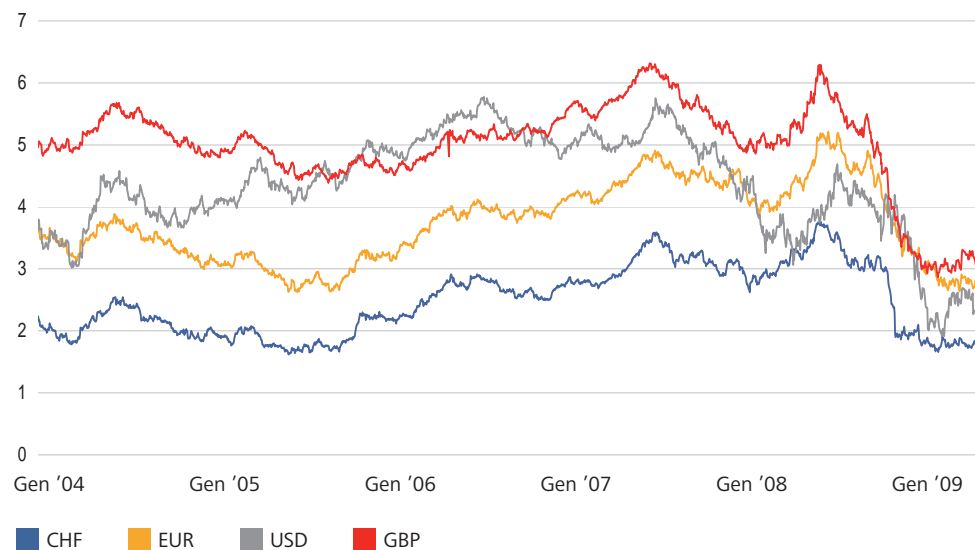
### Editore

Raiffeisen Svizzera  
Raiffeisenplatz  
CH-9001 San Gallo

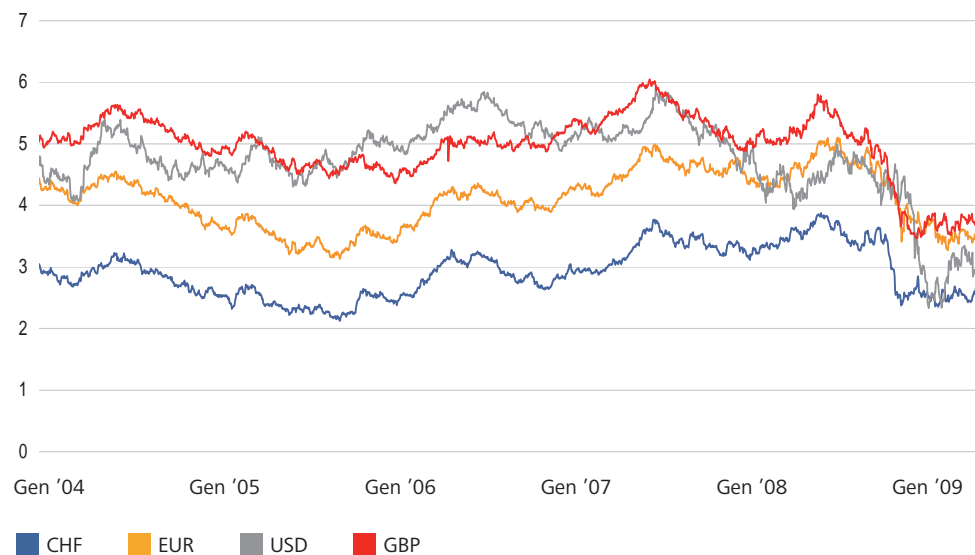
Tel. +41 71 225 91 85  
Fax +41 71 225 98 83  
[publis@raiffeisen.ch](mailto:publis@raiffeisen.ch)  
[www.raiffeisen.ch](http://www.raiffeisen.ch)

# RAIFFEISEN

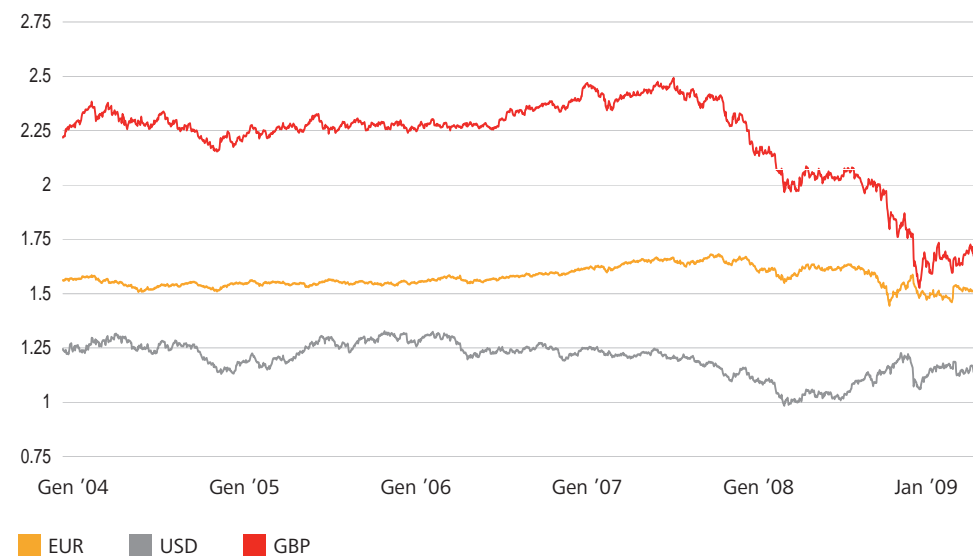
## Tasso d'interesse (tasso swap 5 anni)



## Tasso d'interesse (tasso swap 10 anni)



## Tasso di cambio in relazione al CHF



CHF Foreign	ISIN	Valore	Taglio	Mo- neta	Tasso d'int.	Debitore	Scadenza	Em	Md's	S&P's	Prezzo indiv.	Int. pro rata	Prez. incl. int. p. rata	Rendim.	MDur
	CH0101589338	010'158'933	5'000	CHF	2.500	UBS AG JERSEY BRANCH	10.12.2010	10.06.2009	Aa2e	A+e	<b>100.15</b>	0.00	100.15	<b>2.39</b>	<b>1.47</b>
	CH0102013551	010'201'355	5'000	CHF	1.250	NEDER WATERSCHAPSBANK	11.03.2011	18.06.2009			<b>100.65</b>	0.34	100.99	<b>0.87</b>	<b>1.76</b>
	CH0102044846	010'204'484	100'000	CHF	1.125	DEXIA CREDIT LOCAL	19.10.2011	19.06.2009	Aa1e	AA+e	<b>99.85</b>	0.00	99.85	<b>1.19</b>	<b>2.33</b>
	CH0101496526	010'149'652	5'000	CHF	1.250	NESTLE FINANCE INTL LTD	24.04.2012	29.05.2009	Aa1e	AAe	<b>100.80</b>	0.12	100.92	<b>0.97</b>	<b>2.84</b>
	CH0101047261	010'104'726	5'000	CHF	2.000	NESTLE FINANCE INTL LTD	05.08.2013	29.05.2009	A1e	AAe	<b>101.30</b>	0.63	101.93	<b>1.68</b>	<b>3.93</b>
	CH0102005136	010'200'513	5'000	CHF	1.875	SWEDBANK AB	11.12.2013	11.06.2009			<b>100.00</b>	0.00	100.00	<b>1.87</b>	<b>4.28</b>
	CH0101898283	010'189'828	5'000	CHF	2.000	NESTLE FINANCE INTL LTD	07.04.2014	05.06.2009			<b>no offer</b>	0.32			
	CH0101613229	010'161'322	5'000	CHF	2.000	EUROPEAN INVESTMENT BANK	24.04.2014	29.05.2009	Aaae	AAAe	<b>101.45</b>	0.19	101.64	<b>1.69</b>	<b>4.64</b>
	CH0101691753	010'169'175	5'000	CHF	2.625	SWEDISH EXPORT CREDIT	12.05.2014	03.06.2009	Aa1e	AA+e	<b>101.95</b>	0.15	102.10	<b>2.20</b>	<b>4.61</b>
	CH0101997309	010'199'730	5'000	CHF	4.500	BRANDBREW SA	11.06.2014	11.06.2009	Baa2		<b>100.00</b>	0.00	100.00	<b>4.50</b>	<b>4.24</b>
	CH0101967716	010'196'771	5'000	CHF	2.125	NESTLE FINANCE INTL LTD	29.05.2015	29.05.2009	Aa1e	AAe	<b>100.55</b>	0.00	100.55	<b>2.03</b>	<b>5.47</b>
	CH0101381272	010'138'127	5'000	CHF	2.125	NESTLE FINANCE INTL LTD	29.05.2015	29.05.2009	Aa1e	AA	<b>100.55</b>	0.00	100.55	<b>2.03</b>	<b>5.47</b>
	CH0101589320	010'158'932	5'000	CHF	2.500	KOMMUNINVEST I SVERIGE	04.12.2015	04.06.2009	Aaae	AAAe	<b>100.55</b>	0.00	100.55	<b>2.41</b>	<b>5.88</b>
	CH0101774203	010'177'420	5'000	CHF	2.375	TOTAL CAPITAL SA	13.01.2016	08.06.2009	Aa1e	AAe	<b>98.15</b>	0.96	99.11	<b>2.68</b>	<b>5.99</b>
	CH0101611058	010'161'105	5'000	CHF	2.375	MUNICIPALITY FINANCE PLC	11.03.2016	04.06.2009	Aaae	AAAe	<b>99.60</b>	0.55	100.15	<b>2.44</b>	<b>6.17</b>
	CH0101968128	010'196'812	5'000	CHF	2.750	BK NEDERLANDSE GEMEENTEN	11.05.2016	10.06.2009	Aaae	AAAe	<b>101.60</b>	0.91	102.51	<b>2.49</b>	<b>6.26</b>
	CH0101589361	010'158'936	5'000	CHF	3.000	RABOBANK NEDERLAND	10.06.2016	10.06.2009	Aaae	AAAe	<b>100.00</b>	0.00	100.00	<b>3.00</b>	<b>6.08</b>
	CH0102162952	010'216'295	5'000	CHF	2.875	EKSPORTFINANS A/S	16.11.2016	16.06.2009	Aa1e	AA+e	<b>99.90</b>	0.00	99.90	<b>2.89</b>	<b>6.54</b>
	CH0101768064	010'176'806	5'000	CHF	2.750	SOC NATL CHEMINS FER FRA	11.06.2018	11.06.2009	Aaae	AAAe	<b>no offer</b>	0.00			
CHF Domestic	CH0101861695	010'186'169	5'000	CHF	4.000	CREDIT SUISSE	13.09.2013	08.06.2009	Aa1e	A+e	<b>103.15</b>	2.92	106.07	<b>3.19</b>	<b>3.81</b>
	CH0039139313	003'913'931	5'000	CHF	3.500	SIKA AG	04.06.2014	04.06.2009		A-	<b>101.00</b>	0.00	101.00	<b>3.28</b>	<b>4.39</b>
	CH0102000111	010'200'011	5'000	CHF	2.250	PFANDBRIEF SCHWEIZ HYPO	02.09.2016	02.06.2009	Aaae		<b>99.60</b>	1.69	101.29	<b>2.31</b>	<b>6.52</b>

EUR	ISIN	Valore	Taglio	Mo- neta	Tasso d'int.	Debitore	Scadenza	Em	Md's	S&P's	Prezzo indiv.	Int. pro rata	Prez. incl. int. p. rata	Rendim.	MDur
	XS0430981521	010'218'418	1'000	EUR	3.580	VW CREDIT CANADA INC	29.11.2010	28.05.2009	A3e	A-e	<b>100.20</b>	0.00	100.20	<b>3.43</b>	<b>1.42</b>
	XS0430555267	010'207'559	1'000	EUR	5.875	RCI BANQUE (GAR. RENAULT)	30.11.2010	29.05.2009	A3e	BBBe	<b>100.90</b>	0.00	100.90	<b>5.21</b>	<b>1.38</b>
	XS0429895500	010'201'342	50'000	EUR	4.250	EFG HELLAS PLC	26.05.2011	26.05.2009	A1e	BBB+e	<b>100.05</b>	0.02	100.07	<b>4.22</b>	<b>1.87</b>
	XS0430329507	010'206'935	1'000	EUR	2.500	E.ON INTL FINANCE BV	30.11.2011	27.05.2009	A2e	Ae	<b>100.39</b>	0.01	100.40	<b>2.33</b>	<b>2.38</b>
	XS0430951888	010'217'859	1'000	EUR	4.375	SKANDINAVISKA ENSKILDA	29.05.2012	29.05.2009	A1e	Ae	<b>99.91</b>	0.00	99.91	<b>4.41</b>	<b>2.64</b>
	XS0430329176	010'200'722	50'000	EUR	5.125	CATERPILLAR INTL FIN LTD	04.06.2012	02.06.2009	A2e	Ae	<b>102.25</b>	0.00	102.25	<b>4.31</b>	<b>2.62</b>
	XS0429465163	010'192'430	50'000	EUR	3.375	SWEDBANK (GAR. SWEDEN)	27.05.2014	27.05.2009	Aaa	AAAe	<b>99.88</b>	0.01	99.89	<b>3.40</b>	<b>4.53</b>
	XS0430527993	010'210'459	1'000	EUR	3.625	SWEDISH EXPORT CREDIT	27.05.2014	27.05.2009	Aa1e	AA+e	<b>99.75</b>	0.01	99.76	<b>3.68</b>	<b>4.49</b>
	ES0413900186	010'193'007	100'000	EUR	3.875	BANCO SANTANDER SA	27.05.2014	27.05.2009			<b>100.15</b>	0.01	100.16	<b>3.84</b>	<b>4.47</b>
	XS0430452457	010'206'932	50'000	EUR	5.250	BARCLAYS BANK PLC	27.05.2014	27.05.2009	Aa3e	AA-e	<b>99.86</b>	0.01	99.87	<b>5.28</b>	<b>4.30</b>
	XS0430328525	010'207'155	50'000	EUR	7.625	LAFARGE SA	27.05.2014	27.05.2009	Baa3	BBB-	<b>102.43</b>	0.02	102.45	<b>7.03</b>	<b>4.06</b>
	XS0430698455	010'210'735	50'000	EUR	6.000	CARLSBERG BREWERIES A/S	28.05.2014	28.05.2009	Baa3e		<b>101.03</b>	0.00	101.03	<b>5.76</b>	<b>4.22</b>
	XS0430786581	010'218'005	50'000	EUR	7.375	CRH FINANCE BV	28.05.2014	28.05.2009	Baa1e	BBB+e	<b>99.85</b>	0.00	99.85	<b>7.41</b>	<b>4.06</b>
	FR0010762385	010'211'382	50'000	EUR	3.875	BANQUES POPULAIRES CB	05.06.2014	05.06.2009	Aaae	AAAe	<b>99.84</b>	0.00	99.84	<b>3.91</b>	<b>4.32</b>
	XS0430082932	010'202'117	50'000	EUR	5.750	CEZ AS	26.05.2015	26.05.2009	A2	A-	<b>101.13</b>	0.03	101.16	<b>5.52</b>	<b>4.97</b>
	DE000EH1A3M9	010'207'571	1'000	EUR	3.750	EUROHYPO AG	25.05.2016	25.05.2009	Aaa	AAA	<b>98.33</b>	0.03	98.36	<b>4.03</b>	<b>6.03</b>
	XS0430609296	010'208'166	50000	EUR	4.750	ING BANK NV	27.05.2019	27.05.2009	Aaae	AAAe	<b>99.07</b>	0.01	99.08	<b>4.87</b>	<b>7.80</b>
	FR0010762039	010'207'903	1000	EUR	4.875	DEXIA MUNICIPAL AGENCY	02.06.2021	02.06.2009	Aaae	AAAe	<b>98.90</b>	0.00	98.90	<b>5.00</b>	<b>8.49</b>
USD	XS0431048023	010'220'081	100'000	USD	2.500	WESTPAC SEC. (GAR. AUSTRALIA)	25.05.2012	27.05.2009	Aaae	AA+e	<b>100.05</b>	0.01	100.06	<b>2.48</b>	<b>2.85</b>
	XS0431157584	010'222'518	1'000	USD	2.500	KFW	28.05.2013	28.05.2009	Aaae	AAAe	<b>99.70</b>	0.00	99.70	<b>2.58</b>	<b>3.76</b>
	US008281AX53	010'210'691	1'000	USD	3.000	AFRICAN DEVELOPMENT BANK	27.05.2014	27.05.2009	Aaae	AAAe	<b>99.68</b>	0.01	99.69	<b>3.07</b>	<b>4.57</b>
GBP	XS0431154482	010'222'073	50000	GBP	2.500	DEXIA CL (GAR. BELGIUM/FRANCE)	27.10.2011	04.06.2009	Aa1e	AA+e	<b>100.40</b>	0.00	100.40	<b>2.32</b>	<b>2.29</b>
	XS0431040392	010'218'360	50000	GBP	5.375	NATIONAL AUSTRALIA BANK	08.12.2014	01.06.2009	Aa1e	AAe	<b>100.87</b>	0.00	100.87	<b>5.18</b>	<b>4.58</b>
	XS0429682429	010'197'966	50000	GBP	5.500	SVENSKA HANDELSBANKEN AB	26.05.2016	26.05.2009	Aa1	AA-e	<b>101.66</b>	0.03	101.69	<b>5.21</b>	<b>5.70</b>
	XS0430699008	010'210'737	50000	GBP	7.250	CARLSBERG BREWERIES A/S	28.11.2016	28.05.2009	Baa3e		<b>101.66</b>	0.00	101.66	<b>6.95</b>	<b>5.48</b>
	XS0430665108	010'210'463	50000	GBP	8.750	LAFARGE SA	30.05.2017	29.05.2009	Baa3	BBB-	<b>100.96</b>	0.00	100.96	<b>8.58</b>	<b>5.16</b>
	XS0431150654	010'220'223	50000	GBP	5.125	BG ENERGY CAPITAL PLC	07.12.2017	02.06.2009	A2e	Ae	<b>101.05</b>	0.00	101.05	<b>4.97</b>	<b>6.64</b>
	XS0430578632	010'207'899	50000	GBP	7.375	TELECOM ITALIA SPA	15.12.2017	26.05.2009	Baa2e	BBB	<b>99.75</b>	0.04	99.79	<b>7.40</b>	<b>5.99</b>
	XS0430768928	010'220'085	50000	GBP	4.750	WELLCOME TRUST FINANCE	28.05.2021	28.05.2009		AAA	<b>98.80</b>	0.00	98.80	<b>4.88</b>	<b>8.96</b>
NOK	XS0429483224	010'192'857	10000	NOK	4.000	RABOBANK NEDERLAND	29.05.2013	29.05.2009	Aaa	AAA	<b>99.55</b>	0.00	99.55	<b>4.12</b>	<b>3.49</b>
	XS0430680750	010'210'453	10000	NOK	4.250	EXPORT DEVELOPMENT CANAD	29.05.2015	29.05.2009	Aaae		<b>99.45</b>	0.00	99.45	<b>4.36</b>	<b>4.98</b>

CHF	ISIN	Valore	Taglio	Mo- neta	Tasso d'int.	Debitore	Scadenza	Em	Md's	S&P's	Prezzo indiv.	Int. pro rata	Prez. incl. int. p. rata	Rendim.	MDur	SWX
	CH0011525471	001'152'547	5'000	CHF	4.375	THURGAUER KANTONALBANK	15.12.2010	15.12.2000			<b>105.60</b>	1.98	107.58	<b>0.72</b>	<b>1.50</b>	SWX
	CH0012616782	001'261'678	5'000	CHF	3.875	ZURICH INSURANCE CO	27.07.2011	27.07.2001			<b>104.00</b>	3.24	107.24	<b>1.97</b>	<b>2.02</b>	SWX
	CH0016830447	001'683'044	5'000	CHF	2.625	PFANDBRIEF SCHWEIZ HYPO	17.10.2011	17.10.2003	Aaa		<b>104.50</b>	1.61	106.11	<b>0.72</b>	<b>2.30</b>	SWX
	CH0027295770	002'729'577	5'000	CHF	2.750	SIKA AG	26.10.2011	26.10.2006		A-	<b>101.90</b>	1.62	103.52	<b>1.93</b>	<b>2.29</b>	SWX
	CH0013125049	001'312'504	5'000	CHF	3.500	PFANDBRIEF SCHWZ KANTBK	31.10.2011	31.10.2001		AAA	<b>106.60</b>	2.02	108.62	<b>0.74</b>	<b>2.31</b>	SWX
	CH0015231845	001'523'184	5'000	CHF	2.750	PFANDBRIEF SCHWZ KANTBK	10.12.2011	10.12.2002	Aaa		<b>104.90</b>	1.28	106.18	<b>0.79</b>	<b>2.44</b>	SWX
	CH0024462068	002'446'206	5'000	CHF	2.125	PFANDBRIEF SCHWEIZ HYPO	28.02.2012	28.02.2006	Aaa		<b>103.65</b>	0.52	104.17	<b>0.78</b>	<b>2.67</b>	SWX
	CH0015651505	001'565'150	5'000	CHF	2.250	PFANDBRIEF SCHWZ KANTBK	17.03.2012	17.03.2003	Aaa		<b>103.55</b>	0.44	103.99	<b>0.96</b>	<b>2.71</b>	SWX
	CH0021562084	002'156'208	5'000	CHF	2.250	GIVAUDAN SA	01.06.2012	01.06.2005			<b>101.70</b>	2.23	103.93	<b>1.67</b>	<b>2.83</b>	SWX
	CH0035539326	003'553'932	5'000	CHF	3.250	BALOISE HOLDING	19.06.2012	19.12.2007			<b>103.10</b>	3.06	106.16	<b>2.19</b>	<b>2.82</b>	SWX
	CH0019269056	001'926'905	5'000	CHF	2.500	CANTON OF TICINO	06.09.2012	06.09.2004			<b>103.80</b>	1.82	105.62	<b>1.31</b>	<b>3.09</b>	SWX
	CH0034055779	003'405'577	5'000	CHF	3.125	MIGROS GENOSSENSCH. BUND	28.09.2012	28.09.2007		A	<b>104.75</b>	2.08	106.83	<b>1.65</b>	<b>3.11</b>	SWX
	CH0011761779	001'176'177	5'000	CHF	3.875	PFANDBRIEF SCHWEIZ HYPO	10.01.2013	10.01.2001	Aaa		<b>109.45</b>	1.49	110.94	<b>1.19</b>	<b>3.37</b>	SWX
	CH0101541388	010'154'138	5'000	CHF	3.750	LONZA SWISS FINANCE AG	27.05.2013	27.05.2009			<b>102.90</b>	0.01	102.91	<b>2.97</b>	<b>3.68</b>	SWX
	CH0042899622	004'289'962	1'000	CHF	3.250	PFANDBRIEF SCHW KANTBK	21.06.2013	23.06.2008			<b>107.40</b>	3.02	110.42	<b>1.37</b>	<b>3.72</b>	SWX
	CH0045259972	004'525'997	1'000	CHF	3.000	PFANDBRIEF SCHW KANTBK	13.09.2013	15.09.2008			<b>106.00</b>	2.11	108.11	<b>1.54</b>	<b>3.96</b>	SWX
	CH0013541286	001'354'128	10'000	CHF	4.000	LUZERNER KANTONALBK AG	23.01.2014	23.01.2002			<b>110.55</b>	1.39	111.94	<b>1.63</b>	<b>4.24</b>	SWX
	CH0013942716	001'394'271	5'000	CHF	4.000	PFANDBRIEF SCHWZ KANTBK	30.04.2014	30.04.2002		NR	<b>110.90</b>	0.31	111.21	<b>1.67</b>	<b>4.50</b>	SWX
	CH0025817898	002'581'789	5'000	CHF	2.750	PFANDBRIEF SCHW KANTBK	20.06.2014	21.06.2006	Aaa	AAA	<b>104.55</b>	2.58	107.13	<b>1.80</b>	<b>4.60</b>	SWX
	CH0025817898	002'581'789	5'000	CHF	2.750	PFANDBRIEF SCHW KANTBK	20.06.2014	21.06.2006	Aaa	AAA	<b>104.50</b>	2.58	107.08	<b>1.81</b>	<b>4.60</b>	SWX
	CH0019352951	001'935'295	5'000	CHF	2.875	PFANDBRIEF SCHWZ KANTBK	15.09.2014	15.09.2004	Aaa		<b>105.60</b>	2.02	107.62	<b>1.76</b>	<b>4.82</b>	SWX
	CH0046229909	004'622'990	5'000	CHF	3.375	ALPIG HOLDING AG	30.10.2014	30.10.2008			<b>102.80</b>	1.95	104.75	<b>2.81</b>	<b>4.83</b>	SWX
	CH0016070341	001'607'034	5'000	CHF	2.750	EUROFIMA	19.06.2015	19.06.2003	Aaa	AAA	<b>103.95</b>	2.59	106.54	<b>2.05</b>	<b>5.42</b>	SWX
	CH0024117704	002'411'770	5'000	CHF	2.625	PSP SWISS PROPERTY AG	16.02.2016	16.02.2006			<b>97.20</b>	0.74	97.94	<b>3.09</b>	<b>6.01</b>	SWX
	CH0037204515	003'720'451	5'000	CHF	3.000	PFANDBRIEF SCHWZ KANTBK	15.02.2018	15.02.2008	Aaa		<b>104.60</b>	0.86	105.46	<b>2.41</b>	<b>7.58</b>	SWX
	CH0035613691	003'561'369	5'000	CHF	3.250	PFANDBRIEF SCHWEIZ HYPO	12.12.2018	12.12.2007	Aaa		<b>104.80</b>	1.50	106.30	<b>2.67</b>	<b>8.06</b>	SWX
	CH0033470748	003'347'074	5'000	CHF	3.250	PFANDBRIEF SCHW KANTBK	10.09.2019	10.09.2007			<b>105.20</b>	2.33	107.53	<b>2.66</b>	<b>8.53</b>	SWX
	CH0100524187	010'052'418	5'000	CHF	2.625	CANTON OF BERN	24.04.2020	24.04.2009			<b>97.25</b>	0.25	97.50	<b>2.92</b>	<b>9.31</b>	SWX
	CH0023991182	002'399'118	5'000	CHF	2.375	PFANDBRIEF SCHWEIZ HYPO	27.01.2021	27.01.2006	Aaa		<b>95.80</b>	0.80	96.60	<b>2.80</b>	<b>9.93</b>	SWX
	CH0039139404	003'913'940	5'000	CHF	2.875	CITY OF ZURICH	21.04.2021	21.04.2009			<b>98.25</b>	0.30	98.55	<b>3.05</b>	<b>9.89</b>	SWX
	CH0028968201	002'896'820	5'000	CHF	2.875	PFANDBRIEF SCHWEIZ HYPO	14.02.2022	14.02.2007	Aaa		<b>100.20</b>	0.83	101.03	<b>2.86</b>	<b>10.44</b>	SWX

# Selezione di titoli CHF Confederazione (Soggetto ad imposta preventiva)

6

CHF	ISIN	Valore	Taglio	Mo- neta	Tasso d'int.	Debitore	Scadenza	Em	Md's	S&P's	Prezzo indiv.	Int. pro rata	Prez. incl. int. p. rata	Rendim.	MDur	SWX
	CH0019803458	001'980'345	1'000	CHF	1.750	EIDGENOSSENSCHAFT	05.11.2009	05.11.2004	Aaa	NR	<b>100.81</b>	0.99	101.80	<b>-0.11</b>	-	SWX
	CH0006809906	000'680'990	1'000	CHF	3.500	EIDGENOSSENSCHAFT	07.08.2010	07.08.1997	Aaa	NR	<b>103.63</b>	2.83	106.45	<b>0.44</b>	<b>1.15</b>	SWX
	CH0010840897	001'084'089	1'000	CHF	4.000	EIDGENOSSENSCHAFT	10.06.2011	13.06.2000	Aaa	NR	<b>107.07</b>	3.87	110.93	<b>0.50</b>	<b>1.92</b>	SWX
	CH0008055649	000'805'564	1'000	CHF	2.750	EIDGENOSSENSCHAFT	10.06.2012	10.06.1999	Aaa	NR	<b>105.83</b>	2.66	108.48	<b>0.80</b>	<b>2.86</b>	SWX
	CH0010379300	001'037'930	1'000	CHF	4.000	EIDGENOSSENSCHAFT	11.02.2013	11.02.2000	Aaa	NR	<b>110.41</b>	1.19	111.60	<b>1.11</b>	<b>3.45</b>	SWX
	CH0001480083	000'148'008	1'000	CHF	4.250	EIDGENOSSENSCHAFT	06.01.2014	06.01.1994	Aaa	NR	<b>112.52</b>	1.68	114.20	<b>1.42</b>	<b>4.18</b>	SWX
	CH0023139816	002'313'981	1'000	CHF	2.000	EIDGENOSSENSCHAFT	09.11.2014	09.11.2005	Aaa	NR	<b>102.03</b>	1.11	103.13	<b>1.61</b>	<b>5.08</b>	SWX
	CH0012385586	001'238'558	1'000	CHF	3.750	EIDGENOSSENSCHAFT	10.06.2015	11.06.2001	Aaa	NR	<b>110.77</b>	3.63	114.40	<b>1.85</b>	<b>5.27</b>	SWX
	CH0015633453	001'563'345	1'000	CHF	2.500	EIDGENOSSENSCHAFT	12.03.2016	12.03.2003	Aaa	NR	<b>103.44</b>	0.53	103.97	<b>1.95</b>	<b>6.19</b>	SWX
	CH0022859612	002'285'961	1'000	CHF	2.000	EIDGENOSSENSCHAFT	12.10.2016	12.10.2005	Aaa	NR	<b>99.73</b>	1.26	100.99	<b>2.04</b>	<b>6.71</b>	SWX
	CH0006448424	000'644'842	1'000	CHF	4.250	EIDGENOSSENSCHAFT	05.06.2017	05.06.1997	Aaa	NR	<b>114.75</b>	4.17	118.92	<b>2.22</b>	<b>6.65</b>	SWX
	CH0015221663	001'522'166	1'000	CHF	3.000	EIDGENOSSENSCHAFT	08.01.2018	08.01.2003	Aaa	NR	<b>105.44</b>	1.17	106.60	<b>2.30</b>	<b>7.49</b>	SWX
	CH0018454253	001'845'425	1'000	CHF	3.000	EIDGENOSSENSCHAFT	12.05.2019	12.05.2004	Aaa	NR	<b>105.03</b>	0.13	105.16	<b>2.43</b>	<b>8.57</b>	SWX
	CH0021908907	002'190'890	1'000	CHF	2.250	EIDGENOSSENSCHAFT	06.07.2020	06.07.2005	Aaa	NR	<b>97.26</b>	2.01	99.27	<b>2.54</b>	<b>9.49</b>	SWX
	CH0008435569	000'843'556	1'000	CHF	4.000	EIDGENOSSENSCHAFT	11.02.2023	11.02.1998	Aaa	NR	<b>114.21</b>	1.19	115.39	<b>2.74</b>	<b>10.62</b>	SWX
	CH0031835561	003'183'556	1'000	CHF	3.250	EIDGENOSSENSCHAFT	27.06.2027	27.06.2007	Aaa	NR	<b>105.50</b>	2.99	108.49	<b>2.86</b>	<b>13.31</b>	SWX
	CH0008680370	000'868'037	1'000	CHF	4.000	EIDGENOSSENSCHAFT	08.04.2028	08.04.1998	Aaa	NR	<b>114.66</b>	0.56	115.21	<b>2.97</b>	<b>13.52</b>	SWX
	CH0015803239	001'580'323	1'000	CHF	3.500	EIDGENOSSENSCHAFT	08.04.2033	08.04.2003	Aaa	NR	<b>109.21</b>	0.49	109.70	<b>2.96</b>	<b>16.35</b>	SWX
	CH0024524966	002'452'496	1'000	CHF	2.500	EIDGENOSSENSCHAFT	08.03.2036	08.03.2006	Aaa	NR	<b>93.85</b>	0.56	94.40	<b>2.83</b>	<b>18.93</b>	SWX
	CH0009755197	000'975'519	1'000	CHF	4.000	EIDGENOSSENSCHAFT	06.01.2049	06.01.1999	Aaa	NR	<b>129.88</b>	1.58	131.45	<b>2.75</b>	<b>21.94</b>	SWX

CHF	Valore	Moneta	Tasso d'int.	Debitore	Em	Scadenza	Prezzo indiv.	Int. pro rata	Prez. incl. int. p. rata	Rendim.	Swap	MDur Spread	SWX
	001176417	CHF	4.000	RAIFFEISEN SWITZERLAND	n.a.	02.02.2011	<b>104.75</b>	1.29	106.04	<b>1.12</b>		<b>1.62</b>	SWX
	003453618	CHF	3.125	RAIFFEISEN SWITZERLAND	n.a.	25.10.2012	<b>105.00</b>	1.85	106.85	<b>1.60</b>		<b>3.18</b>	SWX
	001839146	CHF	3.000	RAIFFEISEN SWITZERLAND	n.a.	05.05.2014	<b>104.30</b>	0.19	104.49	<b>2.07</b>		<b>4.56</b>	SWX
	002555225	CHF	3.125	RAIFFEISEN SWITZERLAND	n.a.	30.05.2016	<b>106.60</b>	3.11	109.71	<b>2.10</b>		<b>6.08</b>	SWX

# Selezione di titoli CHF debitori esteri (Non soggetto ad imposta preventiva)

8

CHF	ISIN	Valore	Taglio	Mo- neta	Tasso d'int.	Debitore	Scadenza	Em	Md's	S&P's	Prezzo indiv.	Int. pro rata	Prez. incl. int. p. rata	Rendim.	MDur	SWX
	CH0032077379	003'207'737	5'000	CHF	3.250	DEXIA CREDIT LOCAL	23.07.2010	23.07.2007	A1	A	<b>100.25</b>	2.75	103.00	<b>3.02</b>	<b>1.09</b>	SWX
	CH0031317636	003'131'763	5'000	CHF	3.000	ABBAY NATL TREASURY SERV	29.07.2010	29.06.2007	Aa3 /*-	AA	<b>101.65</b>	2.49	104.14	<b>1.56</b>	<b>1.12</b>	SWX
	CH0032233469	003'223'346	5'000	CHF	3.250	LANDBK HESSEN-THUERENGEN	30.07.2010	30.07.2007	Aa2	A	<b>101.50</b>	2.69	104.19	<b>1.94</b>	<b>1.12</b>	SWX
	CH0027090460	002'709'046	5'000	CHF	2.500	BRADFORD & BINGLEY BS	18.10.2010	18.10.2006	A1 /*+	AAA	<b>95.00</b>	1.53	96.53	<b>6.36</b>	<b>1.28</b>	SWX
	CH0028622659	002'862'265	5'000	CHF	2.750	EFG HELLAS (CI) LTD	09.02.2011	09.02.2007	A1	BBB+	<b>100.90</b>	0.83	101.73	<b>2.20</b>	<b>1.63</b>	SWX
	CH0039682973	003'968'297	5'000	CHF	3.875	EXPORT-IMPORT BK KOREA	23.05.2011	23.05.2008	A2	A	<b>100.25</b>	0.05	100.30	<b>3.74</b>	<b>1.88</b>	SWX
	CH0043323317	004'332'331	5'000	CHF	3.500	DEXIA MUNICIPAL AGENCY	21.06.2011	21.07.2008	Aaa	AAA	<b>104.35</b>	2.98	107.33	<b>1.35</b>	<b>1.94</b>	SWX
	CH0046435597	004'643'559	5'000	CHF	2.250	NESTLE HOLDINGS INC	27.10.2011	27.10.2008	Aa1	AA	<b>103.10</b>	1.32	104.42	<b>0.94</b>	<b>2.33</b>	SWX
	CH0028834759	002'883'475	5'000	CHF	2.750	TOKYO ELECTRIC POWER	14.02.2012	14.02.2007	Aa2	AA	<b>103.75</b>	0.79	104.54	<b>1.33</b>	<b>2.60</b>	SWX
	CH0010334735	001'033'473	5'000	CHF	4.000	KFW	15.02.2012	15.02.2000	Aaa	AAA	<b>107.70</b>	1.14	108.84	<b>1.10</b>	<b>2.58</b>	SWX
	CH0038365117	003'836'511	5'000	CHF	2.500	ROCHE HLDGS INC	23.03.2012	23.03.2009	A2	AA-	<b>103.05</b>	0.45	103.50	<b>1.39</b>	<b>2.71</b>	SWX
	CH0100484572	010'048'457	5'000	CHF	1.250	NESTLE FINANCE INTL LTD	24.04.2012	24.04.2009	Aa1e	AA	<b>100.65</b>	0.12	100.77	<b>1.02</b>	<b>2.84</b>	SWX
	CH0021667396	002'166'739	5'000	CHF	1.875	CIE FINANCEMENT FONCIER	27.04.2012	27.06.2005	Aaa	AAA	<b>100.35</b>	0.16	100.51	<b>1.75</b>	<b>2.81</b>	SWX
	CH0039162158	003'916'215	5'000	CHF	2.875	LAND NORDRHEIN-WESTFALEN	02.05.2012	02.05.2008	Aa1	AA-	<b>104.90</b>	0.21	105.11	<b>1.16</b>	<b>2.81</b>	SWX
	CH0025226413	002'522'641	5'000	CHF	2.750	PACIFIC LIFE GLOBAL FNDG	15.05.2012	15.05.2006	Aa3	AA-	<b>93.75</b>	0.10	93.85	<b>5.07</b>	<b>2.74</b>	SWX
	CH0025437556	002'543'755	5'000	CHF	2.750	BRADFORD & BINGLEY BS	01.06.2012	01.06.2006	A1 /*+	AAA	<b>88.50</b>	2.73	91.23	<b>7.13</b>	<b>2.65</b>	SWX
	CH0031240127	003'124'012	5'000	CHF	3.000	BMW AUSTRALIA FINANCE	25.06.2012	25.06.2007	A3	A	<b>98.90</b>	2.78	101.68	<b>3.38</b>	<b>2.81</b>	SWX
	CH0043088183	004'308'818	5'000	CHF	3.500	NOVARTIS SECS INVEST LTD	26.06.2012	26.06.2008	Aa2	AA-	<b>106.00</b>	3.23	109.23	<b>1.49</b>	<b>2.85</b>	SWX
	CH0027670329	002'767'032	5'000	CHF	2.750	CITIGROUP INC	29.06.2012	29.11.2006	A3	A	<b>89.25</b>	2.51	91.76	<b>6.72</b>	<b>2.73</b>	SWX
	CH0043789657	004'378'965	5'000	CHF	3.625	TOYOTA MOTOR CREDIT CORP	06.08.2012	06.08.2008	Aaae	AA	<b>104.15</b>	2.94	107.09	<b>2.26</b>	<b>2.92</b>	SWX
	CH0045478770	004'547'877	5'000	CHF	4.000	TELSTRA CORP LTD	09.10.2012	09.10.2008	A2	A	<b>104.55</b>	2.54	107.09	<b>2.57</b>	<b>3.07</b>	SWX
	CH0035582110	003'558'211	5'000	CHF	3.250	MCDONALD'S CORP	12.12.2012	12.12.2007	A3	A	<b>104.60</b>	1.50	106.10	<b>1.89</b>	<b>3.30</b>	SWX
	CH0028577028	002'857'702	5'000	CHF	2.500	RABOBANK INTERNATIONAL	08.02.2013	08.02.2007		AAA	<b>102.10</b>	0.76	102.86	<b>1.90</b>	<b>3.49</b>	SWX
	CH0049812040	004'981'204	5'000	CHF	3.125	VATTENFALL TREASURY AB	11.02.2013	11.02.2009	A2	A-e	<b>102.85</b>	0.93	103.78	<b>2.31</b>	<b>3.45</b>	SWX
	CH0037237929	003'723'792	5'000	CHF	2.500	AKADEMISKA HUS	26.07.2013	26.02.2008		AA	<b>102.00</b>	3.14	105.14	<b>1.99</b>	<b>3.85</b>	SWX
	CH0044631338	004'463'133	5'000	CHF	4.000	GENERAL ELEC CAP CORP	26.08.2013	26.08.2008	Aa2	AA+	<b>99.20</b>	3.02	102.22	<b>4.21</b>	<b>3.72</b>	SWX
	CH0027377495	002'737'749	5'000	CHF	2.500	CREDIT AGRICOLE (LONDON)	06.11.2013	06.11.2006	Aa1	AA-	<b>99.00</b>	1.40	100.40	<b>2.74</b>	<b>4.09</b>	SWX
	CH0023153031	002'315'303	5'000	CHF	2.000	HYPO REAL ESTATE BANK AG	25.11.2013	25.11.2005	Aa3	AAA /*-	<b>91.00</b>	1.02	92.02	<b>4.24</b>	<b>4.11</b>	SWX
	CH0048702341	004'870'234	5'000	CHF	3.375	ELECTRICITE DE FRANCE	18.12.2013	18.12.2008	Aa1e	A+	<b>103.50</b>	1.50	105.00	<b>2.55</b>	<b>4.14</b>	SWX
	CH0047878795	004'787'879	5'000	CHF	2.875	KFW	04.02.2014	04.12.2008	Aaa	AAA	<b>105.60</b>	1.39	106.99	<b>1.62</b>	<b>4.35</b>	SWX
	CH0049763102	004'976'310	5'000	CHF	3.625	EVN ENERGIE-VERSORGUNG	20.02.2014	20.02.2009	A1 /*-	A-	<b>102.45</b>	0.99	103.44	<b>3.06</b>	<b>4.26</b>	SWX
	CH0047521023	004'752'102	5'000	CHF	2.000	NESTLE FINANCE INTL LTD	07.04.2014	07.04.2009	Aa1e	AA	<b>100.40</b>	0.28	100.68	<b>1.91</b>	<b>4.58</b>	SWX
	CH0100673521	010'067'352	5'000	CHF	3.750	DEUTSCHE TELEKOM AG	22.04.2014	22.04.2009	Baa1e	BBB+	<b>102.25</b>	0.38	102.63	<b>3.24</b>	<b>4.41</b>	SWX
	CH0017273720	001'727'372	5'000	CHF	3.000	CIF EUROMORTGAGE	23.06.2014	23.12.2003	Aaa		<b>100.35</b>	2.79	103.14	<b>2.92</b>	<b>4.52</b>	SWX
	CH0049987727	004'998'772	5'000	CHF	2.125	NESTLE FINANCE INTL LTD	12.08.2014	12.02.2009	Aa1e	AA	<b>100.50</b>	0.63	101.13	<b>2.02</b>	<b>4.81</b>	SWX
	CH0101047238	010'104'723	5'000	CHF	2.000	ASIAN DEVELOPMENT BANK	14.11.2014	14.05.2009	Aaae	AAA	<b>100.00</b>	0.08	100.08	<b>2.00</b>	<b>5.07</b>	SWX
	CH0037286926	003'728'692	5'000	CHF	3.375	VATTENFALL TREASURY AB	27.02.2015	27.02.2008	A2	A-e	<b>101.55</b>	0.85	102.40	<b>3.07</b>	<b>5.13</b>	SWX
	CH0037423826	003'742'382	5'000	CHF	3.625	BMW US CAPITAL LLC	04.03.2015	04.03.2008	A3	A	<b>95.00</b>	0.85	95.85	<b>4.63</b>	<b>5.02</b>	SWX
	CH0020968274	002'096'827	5'000	CHF	2.500	BUNDES IMMOBILIENGESSELL	14.04.2015	14.04.2005	Aaa		<b>99.00</b>	0.31	99.31	<b>2.69</b>	<b>5.38</b>	SWX
	CH0016267384	001'626'738	5'000	CHF	2.500	EUROPEAN INVESTMENT BANK	22.07.2015	22.07.2003	Aaa	AAA	<b>101.40</b>	2.13	103.53	<b>2.25</b>	<b>5.54</b>	SWX
	CH0011261168	001'126'116	5'000	CHF	4.500	BANK FUER ARBEIT & WIRT	16.10.2015	16.10.2000		AAA	<b>106.75</b>	2.78	109.53	<b>3.31</b>	<b>5.40</b>	SWX
	CH0101047253	010'104'725	5'000	CHF	2.125	INTER-AMERICAN DEVEL BK	22.02.2016	22.05.2009	Aaae	AAA	<b>98.70</b>	0.04	98.74	<b>2.34</b>	<b>6.16</b>	SWX
	CH0049932830	004'993'283	100'000	CHF	2.875	NEDER FINANCIERINGS-MAAT	19.07.2016	19.02.2009		AAA	<b>100.30</b>	0.79	101.09	<b>2.83</b>	<b>6.23</b>	SWX
	CH0028616180	002'861'618	5'000	CHF	2.625	KOMMUNINVEST	07.12.2016	07.02.2007	Aaa	AAA	<b>99.85</b>	1.25	101.10	<b>2.65</b>	<b>6.67</b>	SWX
	CH0036172101	003'617'210	5'000	CHF	4.000	ELECTRICITE DE FRANCE	27.03.2017	27.03.2009	Aa3e	A+	<b>103.45</b>	0.68	104.13	<b>3.49</b>	<b>6.62</b>	SWX
	CH0022129248	002'212'924	5'000	CHF	2.250	HYPO INVESTMENTBANK AG	02.08.2017	02.08.2005		AA+	<b>93.50</b>	1.85	95.35	<b>3.16</b>	<b>7.16</b>	SWX
	CH0023972752	002'397'275	5'000	CHF	2.500	GENERAL ELEC CAP CORP	08.02.2018	08.02.2006	Aa2	AA+	<b>78.00</b>	0.76	78.76	<b>5.79</b>	<b>7.30</b>	SWX



# Selezione di titoli CHF debitori esteri (Non soggetto ad imposta preventiva)

9

CHF	ISIN	Valore	Taglio	Mo- neta	Tasso d'int.	Debitore	Scadenza	Em	Md's	S&P's	Prezzo indiv.	Int. pro rata	Prez. incl. int. p. rata	Rendim.	MDur	SWX
	CH0039165268	003'916'526	5'000	CHF	3.250	EUROPEAN INVESTMENT BANK	30.04.2018	30.04.2008	Aaa	AAA	<b>104.00</b>	0.25	104.25	<b>2.74</b>	<b>7.68</b>	SWX
	CH0025633717	002'563'371	5'000	CHF	3.375	GENERAL ELEC CAP CORP	19.06.2018	19.06.2006	Aa2	AA+	<b>83.00</b>	3.18	86.18	<b>5.84</b>	<b>7.12</b>	SWX
	CH0022271362	002'227'136	5'000	CHF	2.375	CIE FINANCEMENT FONCIER	24.08.2018	24.08.2005	Aaa	AAA	<b>92.10</b>	1.81	93.91	<b>3.38</b>	<b>7.93</b>	SWX
	CH0024021302	002'402'130	5'000	CHF	2.375	DEPFA ACS BANK	15.02.2019	15.02.2006	Aa2 /*-	AAA /*-	<b>69.00</b>	0.68	69.68	<b>6.85</b>	<b>7.93</b>	SWX
	CH0033023216	003'302'321	5'000	CHF	3.500	DEXIA MUNICIPAL AGENCY	28.08.2019	28.08.2007	Aaa	AAAe	<b>100.00</b>	2.63	102.63	<b>3.50</b>	<b>8.28</b>	SWX
	CH0008805449	000'880'544	5'000	CHF	0.000	INTL BK RECON & DEVELOP	26.11.2021	26.11.1986	Aaa		<b>68.60</b>	0.00	68.60	<b>3.06</b>	<b>12.12</b>	SWX

CHF	ISIN	Valore	Taglio	Mo- neta	Tasso d'int.	Debitore	Scadenza	Em	Md's	S&P's	Prezzo indiv.	Int. pro rata	Prez. incl. int. p. rata	Disk. Marge	Next Reset	SWX
	CH0027670352	002'767'035	5'000	CHF	0.400	CITIGROUP INC	27.11.2009	29.11.2006	A3	A	<b>98.25</b>	0.00	98.25	<b>401.50</b>	<b>27.08.2009</b>	SWX
	CH0037389738	003'738'973	10'000	CHF	0.703	CAISSE CENTRALE DESJARDN	11.02.2010	11.02.2008	Aa1	AA-	<b>100.00</b>	0.03	100.03	<b>101.88</b>	<b>11.08.2009</b>	SWX
	CH0028671334	002'867'133	5'000	CHF	0.412	AEGON GLOBAL INST	15.02.2010	15.02.2007		AA-	<b>94.25</b>	0.01	94.26	<b>709.86</b>	<b>17.08.2009</b>	SWX
	CH0044680111	004'468'011	10'000	CHF	0.903	SVENSKA HANDELSBANKEN AB	18.08.2011	18.08.2008	Aa1	AA-	<b>99.75</b>	0.03	99.78	<b>35.54</b>	<b>18.08.2009</b>	SWX

EUR	ISIN	Valore	Taglio	Mo- neta	Tasso d'int.	Debitore	Scadenza	Em	Md's	S&P's	Prezzo indiv.	Int. pro rata	Prez. incl. int. p. rata	Rendim.	MDur	SWX
	DE0001137230	004'554'923	0.01	EUR	4.000	BUNDESSCHATZANWEISUNGEN	10.09.2010	12.09.2008	Aaa	AAA	<b>103.69</b>	2.85	106.54	<b>1.08</b>	<b>1.23</b>	SWX
	DE0001141497	002'716'689	100	EUR	3.500	GERMANY	14.10.2011	29.09.2006	Aaa	AAA	<b>104.49</b>	2.17	106.66	<b>1.56</b>	<b>2.25</b>	SWX
	DE0001141539	004'589'377	100	EUR	4.000	GERMANY	11.10.2013	26.09.2008	Aaa	AAA	<b>106.17</b>	2.67	108.84	<b>2.49</b>	<b>3.92</b>	SWX
	DE0001135291	002'342'083	0.01	EUR	3.500	GERMANY	04.01.2016	25.11.2005	Aaa	AAA	<b>102.46</b>	1.38	103.84	<b>3.08</b>	<b>5.76</b>	SWX
	FR0107674006	002'187'151	1	EUR	2.500	FRANCE (GOVT OF)	12.07.2010	21.06.2005	Aaa	AAA	<b>101.66</b>	2.18	103.84	<b>1.00</b>	<b>1.09</b>	SWX
	FR0108847049	002'595'748	1	EUR	3.500	FRANCE (GOVT OF)	12.07.2011	20.06.2006	Aaa	AAA	<b>103.94</b>	3.05	106.99	<b>1.60</b>	<b>1.99</b>	SWX
	FR0114683842	004'415'017	1	EUR	4.500	FRANCE (GOVT OF)	12.07.2013	22.07.2008	Aaa	AAA	<b>107.26</b>	3.92	111.18	<b>2.62</b>	<b>3.63</b>	SWX
	FR0010163543	002'056'081	1	EUR	3.500	FRANCE (GOVT OF)	25.04.2015	08.02.2005	Aaa	AAA	<b>102.20</b>	0.32	102.52	<b>3.09</b>	<b>5.27</b>	SWX
	NL0006159683	004'381'084	1	EUR	0.000	DUTCH TREASURY CERT	30.06.2009	09.07.2008			<b>99.94</b>	0.00	99.94	<b>0.73</b>	<b>0.09</b>	SWX
	NL0000102580	001'034'989	1	EUR	5.500	NETHERLANDS GOVERNMENT	15.07.2010	14.01.2000	Aaa	NR	<b>104.91</b>	4.78	109.68	<b>1.10</b>	<b>1.07</b>	SWX
	NL0006173015	003'661'278	1	EUR	4.000	NETHERLANDS GOVERNMENT	15.01.2011	11.01.2008	Aaa		<b>104.23</b>	1.46	105.69	<b>1.35</b>	<b>1.57</b>	SWX
	NL0000102689	001'541'964	1	EUR	4.250	NETHERLANDS GOVERNMENT	15.07.2013	17.01.2003	Aaa	NR	<b>106.14</b>	3.69	109.83	<b>2.66</b>	<b>3.66</b>	SWX
	NL0000102242	002'196'533	1	EUR	3.250	NETHERLANDS GOVERNMENT	15.07.2015	27.06.2005	Aaa	NR	<b>99.92</b>	2.82	102.74	<b>3.26</b>	<b>5.33</b>	SWX
	NL0000102317	000'950'633	1	EUR	5.500	NETHERLANDS GOVERNMENT	15.01.2028	15.01.1998	Aaa	NR	<b>112.14</b>	2.00	114.14	<b>4.52</b>	<b>11.75</b>	SWX
	XS0398117746	004'812'370	1'000	EUR	3.750	LUXEMBOURG GOVERNMENT	04.12.2013	04.12.2008			<b>103.14</b>	1.80	104.94	<b>2.99</b>	<b>4.05</b>	SWX
	AT0000385067	001'179'680	1'000	EUR	5.250	REPUBLIC OF AUSTRIA	04.01.2011	16.01.2001	Aaa	AAA	<b>106.15</b>	2.07	108.22	<b>1.33</b>	<b>1.53</b>	SWX
	IE00B3FCJN73	004'803'728	1	EUR	4.000	IRELAND	11.11.2011	11.11.2008	Aaa /*-	AA+	<b>103.43</b>	2.17	105.60	<b>2.53</b>	<b>2.28</b>	SWX
	AT0000385992	001'611'737	1'000	EUR	3.800	REPUBLIC OF AUSTRIA	20.10.2013	28.05.2003	Aaa	AAA	<b>103.82</b>	2.29	106.11	<b>2.86</b>	<b>3.94</b>	SWX
	IE00B3KVY529	004'960'720	0.01	EUR	4.000	IRELAND	15.01.2014	15.01.2009	Aaa /*-	AA+	<b>100.18</b>	1.46	101.64	<b>3.95</b>	<b>4.10</b>	SWX
	AT0000A0CL73	004'958'670	1'000	EUR	3.400	REPUBLIC OF AUSTRIA	20.10.2014	15.01.2009	Aaa	AAA	<b>100.75</b>	1.24	101.99	<b>3.24</b>	<b>4.77</b>	SWX
	IE0006857530	000'810'021	0.01	EUR	4.600	IRELAND	18.04.2016	14.05.1999	Aaa /*-	AA+	<b>100.21</b>	0.50	100.72	<b>4.56</b>	<b>5.77</b>	SWX
	FI0001006306	003'981'239	1'000	EUR	4.375	FINLAND	04.07.2019	28.04.2008	Aaa	AAA	<b>103.30</b>	3.93	107.23	<b>3.97</b>	<b>7.79</b>	SWX
	AT0000A04967	002'872'751	1'000	EUR	4.150	REPUBLIC OF AUSTRIA	15.03.2037	17.01.2007	Aaa	AAA	<b>90.50</b>	0.84	91.34	<b>4.77</b>	<b>15.53</b>	SWX
	XS0179266597	001'705'344	1'000	EUR	4.375	HEINEKEN NV	04.02.2010	04.11.2003			<b>101.49</b>	1.35	102.84	<b>2.13</b>	<b>0.67</b>	SWX
	XS0285387071	002'903'063	1'000	EUR	4.125	GE CAPITAL EURO FUNDING	05.02.2010	06.02.2007	Aa2	AA+	<b>101.34</b>	1.27	102.61	<b>2.12</b>	<b>0.67</b>	SWX
	XS0287393119	002'928'637	1'000	EUR	4.000	SHELL INTERNATIONAL FIN	05.03.2010	26.02.2007	Aa1	AA+	<b>101.94</b>	0.92	102.86	<b>1.44</b>	<b>0.76</b>	SWX
	XS0168860509	001'607'077	1'000	EUR	3.875	CITIGROUP INC	21.05.2010	21.05.2003	A3	A	<b>100.07</b>	0.07	100.14	<b>3.80</b>	<b>0.94</b>	SWX
	XS0168924834	001'607'643	1'000	EUR	3.625	LANDWIRTSCH. RENTENBANK	15.06.2010	27.05.2003	Aaa	AAA	<b>102.30</b>	3.45	105.75	<b>1.40</b>	<b>1.00</b>	SWX
	DE000A0T4Y07	004'904'978	50'000	EUR	8.000	DAIMLER INTL FINANCE BV	17.06.2010	16.12.2008	A3	A-	<b>105.41</b>	3.57	108.98	<b>2.72</b>	<b>0.96</b>	SWX
	XS0171134371	001'626'851	1'000	EUR	3.250	RABOBANK NEDERLAND	25.06.2010	25.06.2003	Aaa	AAA	<b>101.59</b>	3.00	104.59	<b>1.74</b>	<b>1.03</b>	SWX
	XS0410608755	004'996'497	50'000	EUR	2.375	NYKREDIT BK (GAR. DENMARK)	29.07.2010	28.01.2009	Aaa	AAA	<b>101.06</b>	0.78	101.84	<b>1.45</b>	<b>1.13</b>	SWX
	XS0402204456	004'869'676	50'000	EUR	3.750	BK OF IRELAND (GAR. IRELAND)	03.09.2010	03.12.2008	Aaa /*-	AA+	<b>100.85</b>	1.81	102.66	<b>3.05</b>	<b>1.19</b>	SWX
	XS0412327818	001'959'159	50'000	EUR	2.375	NORDEA BK (GAR. DENMARK)	06.09.2010	06.02.2009	Aaa	AAA	<b>101.04</b>	0.72	101.76	<b>1.54</b>	<b>1.23</b>	SWX
	XS0387410631	004'555'161	50'000	EUR	5.125	SWEDISH COVERED BOND	13.09.2010	11.09.2008	Aaa	AAA	<b>103.86</b>	3.64	107.50	<b>2.05</b>	<b>1.22</b>	SWX
	XS0409220836	004'975'193	50'000	EUR	2.500	DANSKE BANK (GAR. DENMARK)	21.09.2010	21.01.2009	Aaa	AAA	<b>101.25</b>	0.87	102.12	<b>1.53</b>	<b>1.27</b>	SWX
	XS0322960179	003'427'030	50'000	EUR	4.750	CREDIT SUISSE LONDON	24.09.2010	25.09.2007	Aa1	A+	<b>102.71</b>	3.20	105.92	<b>2.62</b>	<b>1.25</b>	SWX
	XS0422864354	010'113'111	50'000	EUR	3.750	EBS BUILDING SOCIETY	27.09.2010	17.04.2009	Aaa /*-		<b>100.63</b>	0.42	101.06	<b>3.25</b>	<b>1.25</b>	SWX
	XS0413250035	002'706'303	50'000	EUR	3.750	IRISH LIFE (GAR. IRELAND)	28.09.2010	13.02.2009	Aaa /*-	AA+e	<b>100.90</b>	1.07	101.97	<b>3.04</b>	<b>1.26</b>	SWX
	XS0428159429	010'174'932	50'000	EUR	6.375	BANQUE PEUGEOT (GAR. PEUGEOT)	16.11.2010	15.05.2009	A3 /*-	BBB	<b>101.18</b>	0.23	101.41	<b>5.49</b>	<b>1.33</b>	SWX
	XS0276299541	002'797'447	1'000	EUR	3.750	EUROPEAN INVESTMENT BANK	24.11.2010	24.11.2006	Aaa	AAA	<b>103.93</b>	1.90	105.83	<b>1.07</b>	<b>1.44</b>	SWX
	XS0410133895	004'990'999	1'000	EUR	2.750	BK NEDERLANDSE GEMEENTEN	27.01.2011	27.01.2009	Aaa	AAA	<b>101.93</b>	0.91	102.84	<b>1.56</b>	<b>1.61</b>	SWX
	XS0410581614	004'995'260	50'000	EUR	2.625	KOMUNALKREDIT (GAR. AUSTRIA)	28.01.2011	28.01.2009	Aaa	AAA	<b>101.02</b>	0.86	101.88	<b>1.99</b>	<b>1.61</b>	SWX
	DE000A0XXM20	004'999'429	1'000	EUR	2.250	KFW	31.01.2011	29.01.2009	Aaa	AAA	<b>101.30</b>	0.73	102.03	<b>1.46</b>	<b>1.63</b>	SWX
	XS0345321847	003'757'074	50'000	EUR	4.625	CAISSE CENTRALE DESJARDN	08.02.2011	08.02.2008	Aa1	AA-	<b>102.56</b>	1.38	103.94	<b>3.04</b>	<b>1.60</b>	SWX
	FR0010721159	002'212'659	1'000	EUR	2.250	SFEF (GAR. FRANCE)	10.02.2011	10.02.2009	Aaa	AAA	<b>101.31</b>	0.66	101.97	<b>1.46</b>	<b>1.65</b>	SWX
	DE000DB556X0	003'838'203	50000	EUR	4.500	DEUTSCHE BANK AG	07.03.2011	07.03.2008	Aa1	A+	<b>103.54</b>	1.01	104.55	<b>2.43</b>	<b>1.69</b>	SWX
	XS0417874814	010'021'439	50'000	EUR	2.625	DEXIA CREDIT LOCAL (GAR. FRANCE)	23.03.2011	23.03.2009	Aa1	AA+	<b>100.78</b>	0.47	101.25	<b>2.18</b>	<b>1.76</b>	SWX

EUR	ISIN	Valore	Taglio	Mo- neta	Tasso d'int.	Debitore	Scadenza	Em	Md's	S&P's	Prezzo indiv.	Int. pro rata	Prez. incl. int. p. rata	Rendim.	MDur	SWX
	XS0421105825	010'070'379	1000	EUR	5.250	VOLKSWAGEN INTL FIN NV	01.04.2011	01.04.2009	A3 /*-	A- /*-	<b>102.84</b>	0.82	103.66	<b>3.62</b>	<b>1.73</b>	SWX
	XS0356550425	003'922'916	50000	EUR	5.125	CREDIT SUISSE LONDON	04.04.2011	03.04.2008	Aa1	A+	<b>103.79</b>	0.76	104.55	<b>2.99</b>	<b>1.75</b>	SWX
	XS0189497414	001'823'748	1000	EUR	3.875	BMW FINANCE NV	06.04.2011	06.04.2004	A3	A	<b>101.25</b>	0.55	101.80	<b>3.17</b>	<b>1.76</b>	SWX
	DE000A0E9C91	003'966'012	1000	EUR	4.000	KFW	08.04.2011	22.04.2008	Aaa	AAA	<b>104.34</b>	0.55	104.89	<b>1.61</b>	<b>1.79</b>	SWX
	XS0359403168	003'964'890	50000	EUR	4.250	NORDEA HYPOTEK AB	20.04.2011	22.04.2008	Aaa	AAA	<b>103.40</b>	0.44	103.84	<b>2.39</b>	<b>1.81</b>	SWX
	XS0423949394	010'110'700	50000	EUR	3.375	SANTANDER INTL DEBT SA	21.04.2011	21.04.2009	Aa1 /*-	AA	<b>100.98</b>	0.34	101.32	<b>2.83</b>	<b>1.81</b>	SWX
	XS0426089719	010'145'837	1000	EUR	2.500	RZB (GAR. AUSTRIA)	04.05.2011	04.05.2009	Aaa	AAA	<b>100.78</b>	0.16	100.95	<b>2.08</b>	<b>1.87</b>	SWX
	DE0002131075	001'609'094	1000	EUR	3.750	BAYERISCHE LANDESBANK	23.05.2011	23.05.2003	Aaa		<b>103.61</b>	0.05	103.66	<b>1.88</b>	<b>1.91</b>	SWX
	DE000A0T7J45	004'947'600	1000	EUR	6.875	DAIMLER INTL FINANCE BV	10.06.2011	10.03.2009	A3	A-	<b>106.03</b>	1.49	107.52	<b>3.74</b>	<b>1.79</b>	SWX
	XS0248561275	002'489'028	1000	EUR	3.625	RABOBANK NEDERLAND	15.07.2011	22.03.2006	Aaa	AAA	<b>102.46</b>	3.15	105.61	<b>2.42</b>	<b>1.98</b>	SWX
	XS0378754906	004'431'779	50000	EUR	5.750	ROYAL BK CANADA	25.07.2011	25.07.2008	Aaa	AA-	<b>107.09</b>	4.84	111.93	<b>2.34</b>	<b>1.96</b>	SWX
	xs0385088140	004'520'642	50000	EUR	5.375	SVENSKA HANDELSBANKEN AB	02.09.2011	02.09.2008	Aa1	AA-	<b>105.25</b>	3.95	109.19	<b>2.94</b>	<b>2.06</b>	SWX
	XS0385770853	004'534'894	50000	EUR	5.625	PHILIP MORRIS INTL INC	06.09.2011	04.09.2008	A2	A	<b>106.09</b>	4.10	110.19	<b>2.81</b>	<b>2.06</b>	SWX
	DE000A0T06M2	004'538'476	50000	EUR	5.875	DAIMLER INTL FINANCE BV	08.09.2011	05.09.2008	A3	A-	<b>103.36</b>	4.27	107.62	<b>4.28</b>	<b>2.03</b>	SWX
	XS0378750581	004'431'688	1000	EUR	5.750	GE CAPITAL EURO FUNDING	23.09.2011	24.07.2008	Aa2	AA+	<b>102.05</b>	3.89	105.94	<b>4.78</b>	<b>2.06</b>	SWX
	DE000A0B1F76	001'959'562	1000	EUR	3.500	EUROHYPO AG	30.09.2011	30.09.2004	Aaa	AAA	<b>102.65</b>	2.30	104.95	<b>2.32</b>	<b>2.19</b>	SWX
	XS0412982604	002'340'855	50000	EUR	3.125	DEXIA CL (GAR.FRANCE/BELG/LUX)	28.10.2011	16.02.2009	Aa1	AA+	<b>101.71</b>	0.86	102.57	<b>2.39</b>	<b>2.27</b>	SWX
	XS0398576263	004'810'783	50000	EUR	3.750	RBS (GAR. UK)	14.11.2011	14.11.2008	Aaa	AAA	<b>103.82</b>	2.00	105.83	<b>2.14</b>	<b>2.31</b>	SWX
	XS0399238079	004'823'510	50000	EUR	3.750	LLOYDS BANK (GAR. UK)	17.11.2011	17.11.2008	Aaa	AAA	<b>103.85</b>	1.97	105.82	<b>2.13</b>	<b>2.32</b>	SWX
	fr0010687707	004'832'614	1000	EUR	3.500	SFEF (GAR. FRANCE)	24.11.2011	24.11.2008	Aaa	AAA	<b>103.96</b>	1.77	105.73	<b>1.85</b>	<b>2.35</b>	SWX
	XS0401916829	004'865'949	50000	EUR	3.625	SWEDBANK (GAR. SWEDEN)	02.12.2011	02.12.2008	Aaa	AAA	<b>103.24</b>	1.76	105.00	<b>2.28</b>	<b>2.36</b>	SWX
	DE000CB896A7	004'960'125	1000	EUR	2.750	COMMERZBANK (GAR. GERMANY)	13.01.2012	15.01.2009	Aaa	AAA	<b>101.80</b>	1.00	102.80	<b>2.04</b>	<b>2.50</b>	SWX
	DE000HSH2539	004'968'838	1000	EUR	2.750	HSH NORDBANK (GAR. GERMANY)	20.01.2012	20.01.2009	Aaa	AAA	<b>101.74</b>	0.96	102.70	<b>2.06</b>	<b>2.51</b>	SWX
	DE000BLB5N07	004'980'087	1000	EUR	2.750	BAYERISCHE LANDESBK (GAR. GERMANY)	23.01.2012	23.01.2009	Aaa	AAA	<b>101.79</b>	0.94	102.73	<b>2.05</b>	<b>2.52</b>	SWX
	DE000A0SMN03	004'988'865	50000	EUR	2.875	IKB (GAR.GERMANY)	27.01.2012	28.01.2009	Aaa	AAA	<b>101.66</b>	0.95	102.61	<b>2.22</b>	<b>2.53</b>	SWX
	XS0410870991	004'972'239	50000	EUR	2.875	SNS BANK (GAR.NETHERLAND)	30.01.2012	30.01.2009	Aaa	AAA	<b>101.51</b>	0.93	102.44	<b>2.28</b>	<b>2.53</b>	SWX
	XS0403611204	004'880'857	50000	EUR	9.000	DAIMLER INTL FINANCE BV	30.01.2012	08.12.2008	A3	A-	<b>109.99</b>	4.21	114.20	<b>4.90</b>	<b>2.33</b>	SWX
	XS0411331803	001'154'707	50000	EUR	3.125	SWEDBK AB (GAR. SWEDEN)	02.02.2012	02.02.2009	Aaa	AAA	<b>101.94</b>	0.98	102.92	<b>2.37</b>	<b>2.53</b>	SWX
	XS0411606246	001'316'307	1000	EUR	5.250	TOYOTA MOTOR CREDIT CORP	03.02.2012	03.02.2009	Aa1	AA	<b>104.33</b>	1.64	105.97	<b>3.52</b>	<b>2.45</b>	SWX
	ES0314970098	001'482'751	50000	EUR	3.375	CAJA AHORROS BARCELONA	03.02.2012	03.02.2009	Aaa	AA+	<b>101.70</b>	1.05	102.75	<b>2.71</b>	<b>2.52</b>	SWX
	SI0002102919	001'551'699	1000	EUR	4.250	REPUBLIKA SLOVENIJA	05.02.2012	05.02.2009	Aa2	AA	<b>103.38</b>	1.30	104.68	<b>2.92</b>	<b>2.49</b>	SWX
	XS0412533399	002'130'599	50000	EUR	3.000	OEST.VOLKSBANK (GAR. AUSTRIA)	09.02.2012	09.02.2009	Aaa	AAA	<b>101.09</b>	0.89	101.98	<b>2.57</b>	<b>2.55</b>	SWX
	XS0412968793	002'327'673	1000	EUR	3.375	SHELL INTERNATIONAL FIN	09.02.2012	09.02.2009	Aa1	AA+	<b>102.09</b>	1.00	103.09	<b>2.56</b>	<b>2.54</b>	SWX
	XS0412447632	001'981'519	1000	EUR	5.625	VOLKSWAGEN INTL FIN NV	09.02.2012	09.02.2009	A3 /*-	A- /*-	<b>104.05</b>	1.66	105.72	<b>4.00</b>	<b>2.45</b>	SWX
	XS0412950072	002'333'206	50000	EUR	3.125	LEASEPLAN (GAR. NETHERLAND)	10.02.2012	10.02.2009	Aaa	AAA	<b>101.23</b>	0.92	102.15	<b>2.64</b>	<b>2.54</b>	SWX
	DE000NW80436	002'465'236	1000	EUR	3.000	NRW.BANK	13.02.2012	12.02.2009	Aa1	AA-	<b>101.51</b>	0.86	102.37	<b>2.41</b>	<b>2.56</b>	SWX
	XS0413550343	003'030'230	50000	EUR	3.125	NIBC BANK (GAR. NETHERLANDS)	17.02.2012	17.02.2009	Aaa	AAA	<b>101.31</b>	0.86	102.17	<b>2.62</b>	<b>2.56</b>	SWX
	FR0010734244	004'749'206	1000	EUR	2.375	SFEF (GAR. FRANCE)	10.03.2012	10.03.2009	Aaa	AAA	<b>100.71</b>	0.51	101.22	<b>2.11</b>	<b>2.66</b>	SWX
	DE000A0SMN45	010'008'627	1000	EUR	2.625	IKB (GAR.GERMANY)	13.03.2012	13.03.2009	Aaa	AAA	<b>100.92</b>	0.55	101.47	<b>2.28</b>	<b>2.66</b>	SWX
	XS0417901641	010'021'430	1000	EUR	2.875	ICO (GAR. SPAIN)	16.03.2012	17.03.2009	Aaa	AA+	<b>100.91</b>	0.57	101.48	<b>2.53</b>	<b>2.65</b>	SWX
	ES0314958051	010'032'127	50000	EUR	3.125	CAIXANOCA (GAR. SPAIN)	19.03.2012	19.03.2009	Aaa		<b>100.90</b>	0.60	101.49	<b>2.79</b>	<b>2.65</b>	SWX
	XS0353180465	003'875'179	50000	EUR	5.750	KRAFT FOODS INC	20.03.2012	20.03.2008	Baa2	BBB+	<b>105.96</b>	1.09	107.05	<b>3.48</b>	<b>2.57</b>	SWX
	XS0419179972	010'047'726	50000	EUR	4.250	PHILIP MORRIS INTL INC	23.03.2012	24.03.2009	A2	A	<b>102.73</b>	0.76	103.49	<b>3.22</b>	<b>2.62</b>	SWX
	DE000A0T74C1	010'048'029	1000	EUR	7.750	DAIMLER INTL FINANCE BV	26.03.2012	26.03.2009	A3	A-	<b>107.74</b>	1.34	109.07	<b>4.75</b>	<b>2.51</b>	SWX
	XS0419259659	010'050'076	1000	EUR	3.250	BNP PARIBAS	27.03.2012	27.03.2009	Aa1	AA	<b>100.56</b>	0.55	101.11	<b>3.04</b>	<b>2.66</b>	SWX
	XS0420072695	010'057'961	50000	EUR	5.125	CREDIT SUISSE LONDON	30.03.2012	30.03.2009	Aa1	A+	<b>104.03</b>	0.83	104.86	<b>3.60</b>	<b>2.60</b>	SWX
	BE0001703546	010'064'633	50000	EUR	2.750	FLEMISH COMMUNITY	30.03.2012	30.03.2009	Aaa	AA+e	<b>101.09</b>	0.44	101.54	<b>2.35</b>	<b>2.70</b>	SWX
	XS0415007789	003'986'484	1000	EUR	6.125	BMW FINANCE NV	02.04.2012	02.03.2009	A3	A	<b>104.75</b>	1.46	106.21	<b>4.31</b>	<b>2.57</b>	SWX

EUR	ISIN	Valore	Taglio	Mo- neta	Tasso d'int.	Debitore	Scadenza	Em	Md's	S&P's	Prezzo indiv.	Int. pro rata	Prez. incl. int. p. rata	Rendim.	MDur	SWX
	XS0293707617	003'014'917	1000	EUR	4.125	RABOBANK NEDERLAND	04.04.2012	04.04.2007	Aaa	AAA	<b>103.87</b>	0.61	104.48	<b>2.69</b>	<b>2.66</b>	SWX
	XS0421249078	010'070'389	50000	EUR	4.750	BHP BILLITON FINANCE LTD	04.04.2012	01.04.2009	A1	A+	<b>103.96</b>	0.74	104.71	<b>3.27</b>	<b>2.63</b>	SWX
	XS0423888824	010'109'851	50000	EUR	4.875	ZURICH FINANCE USA INC	14.04.2012	14.04.2009	A2	A+	<b>104.80</b>	0.59	105.39	<b>3.10</b>	<b>2.66</b>	SWX
	XS0417871554	010'020'736	1000	EUR	2.500	EUROPEAN INVESTMENT BANK	15.04.2012	17.03.2009	Aaa	AAAe	<b>101.05</b>	0.49	101.54	<b>2.12</b>	<b>2.75</b>	SWX
	XS0423724987	010'107'346	50000	EUR	3.000	FORTIS BANK NED HOLDING	17.04.2012	17.04.2009	Aaa	AAA	<b>101.04</b>	0.34	101.38	<b>2.62</b>	<b>2.73</b>	SWX
	FR0010718338	000'053'778	50000	EUR	2.625	CAISSE D'AMORT DETTE SOC	25.04.2012	29.01.2009	Aaa	AAA	<b>101.29</b>	0.86	102.15	<b>2.16</b>	<b>2.77</b>	SWX
	XS0427926752	010'174'932	1000	EUR	8.125	RENAULT BANQUE (GAR. RENAULT)	15.05.2012	15.05.2009	A3e	BBB	<b>102.57</b>	0.29	102.86	<b>7.13</b>	<b>2.56</b>	SWX
	XS0405666941	004'911'180	50000	EUR	4.000	GENERAL ELECTRIC (GAR. USA)	15.06.2012	17.12.2008	Aaa	AAA	<b>104.04</b>	1.78	105.82	<b>2.60</b>	<b>2.76</b>	SWX
	xs0429125650	010'191'230	50000	EUR	6.000	SWISS RE TREASURY (US)	18.05.2012	18.05.2009	A1e	A+e	<b>104.22</b>	0.16	104.38	<b>4.45</b>	<b>2.69</b>	SWX
	XS0408730157	004'966'211	1000	EUR	6.375	BMW US CAPITAL LLC	23.07.2012	23.01.2009	A3	Ae	<b>105.77</b>	2.18	107.95	<b>4.37</b>	<b>2.70</b>	SWX
	XS0322976415	003'426'742	1000	EUR	5.125	E.ON INTL FINANCE BV	02.10.2012	02.10.2007	A2	A	<b>107.36</b>	3.34	110.70	<b>2.78</b>	<b>2.99</b>	SWX
	DE000A0XFK16	010'094'591	1000	EUR	3.750	BASF SE	08.10.2012	08.04.2009	A1	A+	<b>102.35</b>	0.51	102.86	<b>3.00</b>	<b>3.06</b>	SWX
	FR0010422600	002'874'056	1000	EUR	4.000	CIE FINANCEMENT FONCIER	25.10.2012	19.01.2007	Aaa	AAA	<b>102.81</b>	2.36	105.16	<b>3.12</b>	<b>3.09</b>	SWX
	XS0329663065	003'529'749	50000	EUR	4.500	BP CAPITAL MARKETS PLC	08.11.2012	08.11.2007	Aa1	AA	<b>105.23</b>	2.48	107.71	<b>2.88</b>	<b>3.11</b>	SWX
	XS0330786418	003'543'822	50000	EUR	4.625	UNILEVER NV	14.11.2012	14.11.2007	A1	A+	<b>105.49</b>	2.47	107.96	<b>2.93</b>	<b>3.12</b>	SWX
	XS0335133996	003'608'494	50000	EUR	5.125	GLAXOSMITHKLINE CAPITAL	13.12.2012	13.12.2007	A1	A+	<b>107.34</b>	2.33	109.67	<b>2.91</b>	<b>3.18</b>	SWX
	XS0341224151	003'697'837	1000	EUR	4.875	UBS AG LONDON	21.01.2013	21.01.2008	Aa2	A+	<b>100.52</b>	1.70	102.21	<b>4.71</b>	<b>3.23</b>	SWX
	XS0341681483	003'702'059	50000	EUR	4.875	TORONTO-DOMINION BANK	23.01.2013	23.01.2008	Aaa	AA-	<b>104.76</b>	1.67	106.43	<b>3.46</b>	<b>3.28</b>	SWX
	BE0934984015	004'998'476	50000	EUR	7.375	ANHEUSER-BUSCH INBEV SA	30.01.2013	30.01.2009	Baa2	BBB+	<b>108.30</b>	2.38	110.68	<b>4.84</b>	<b>3.14</b>	SWX
	XS0413810606	003'375'812	1000	EUR	4.125	SIEMENS FINANCIERINGSMAT	20.02.2013	20.02.2009	A1	AA-	<b>103.29</b>	1.10	104.39	<b>3.17</b>	<b>3.39</b>	SWX
	XS0417722393	010'018'651	1000	EUR	3.375	OESTER. VOLKSBK. (GAR. AUSTRIA)	18.03.2013	18.03.2009	Aaa	AAA	<b>102.01</b>	0.66	102.66	<b>2.81</b>	<b>3.52</b>	SWX
	XS0417208591	010'009'758	50000	EUR	4.125	VATTENFALL AB	18.03.2013	17.03.2009	A2	A-	<b>102.39</b>	0.81	103.20	<b>3.44</b>	<b>3.46</b>	SWX
	XS0419267595	010'048'423	1000	EUR	4.125	E.ON INTL FINANCE BV	26.03.2013	26.03.2009	A2	A	<b>103.43</b>	0.71	104.14	<b>3.16</b>	<b>3.49</b>	SWX
	XS0420657065	010'068'306	50000	EUR	6.500	ELM BV (ELSEVIER FIN)	02.04.2013	02.04.2009	Baa1	BBB+	<b>105.16</b>	1.00	106.16	<b>4.99</b>	<b>3.34</b>	SWX
	XS0420972258	010'070'360	50000	EUR	4.375	THALES SA	02.04.2013	02.04.2009	A1	A-	<b>101.23</b>	0.67	101.90	<b>4.02</b>	<b>3.46</b>	SWX
	XS0422689843	010'091'572	50000	EUR	6.500	SECURITAS AB	02.04.2013	08.04.2009		BBB+	<b>104.59</b>	0.89	105.48	<b>5.15</b>	<b>3.33</b>	SWX
	XS0428146442	010'174'576	1000	EUR	3.000	SHELL INTERNATIONAL FIN	14.05.2013	13.05.2009	Aa1	AA+e	<b>99.20</b>	0.12	99.32	<b>3.22</b>	<b>3.67</b>	SWX
	XS0429607640	010'199'713	1000	EUR	5.375	MAN AG	20.05.2013	20.05.2009	A3		<b>102.21</b>	0.12	102.33	<b>4.75</b>	<b>3.52</b>	SWX
	XS0168882495	001'607'572	1000	EUR	4.875	VOLKSWAGEN INTL FIN NV	22.05.2013	22.05.2003	A3 /*-	A- /*-	<b>102.63</b>	0.08	102.71	<b>4.15</b>	<b>3.57</b>	SWX
	FR0010622753	004'263'234	50000	EUR	4.750	BNP PARIBAS HOME LOAN	28.05.2013	28.05.2008	Aaa	AAA	<b>105.21</b>	0.00	105.21	<b>3.34</b>	<b>3.62</b>	SWX
	DE0002760915	001'632'343	1000	EUR	3.875	KFW	04.07.2013	03.07.2003	Aaa	AAA	<b>104.35</b>	3.48	107.83	<b>2.74</b>	<b>3.65</b>	SWX
	DE000LBW0PP2	003'813'010	1000	EUR	4.000	LB BADEN-WUERTTEMBERG	26.08.2013	26.02.2008	Aaa	AAA	<b>104.12</b>	3.01	107.14	<b>2.95</b>	<b>3.77</b>	SWX
	FR0010660100	004'538'958	50000	EUR	4.500	CAISSE D'AMORT DETTE SOC	04.09.2013	04.09.2008	Aaa	AAA	<b>106.61</b>	3.28	109.89	<b>2.83</b>	<b>3.76</b>	SWX
	XS0400017199	004'836'862	1000	EUR	8.875	BMW FINANCE NV	19.09.2013	19.11.2008	A3	A	<b>112.91</b>	4.62	117.52	<b>5.42</b>	<b>3.43</b>	SWX
	XS0419828024	010'057'962	1000	EUR	4.875	MERCK FIN SERVICES GMBH	27.09.2013	27.03.2009	A3	A-	<b>104.35</b>	0.83	105.18	<b>3.76</b>	<b>3.76</b>	SWX
	DE000A0E9DM0	004'568'589	1000	EUR	4.375	KFW	11.10.2013	17.09.2008	Aaa	AAA	<b>105.99</b>	3.03	109.02	<b>2.89</b>	<b>3.87</b>	SWX
	XS0179266753	001'705'408	1000	EUR	5.000	HEINEKEN NV	04.11.2013	04.11.2003			<b>104.50</b>	2.81	107.30	<b>3.87</b>	<b>3.84</b>	SWX
	XS0400200043	004'840'212	50000	EUR	4.250	NEDER WATERSCHAPSBANK	21.11.2013	21.11.2008	Aaa	AAA	<b>104.24</b>	2.19	106.43	<b>3.21</b>	<b>3.97</b>	SWX
	DE000A0T4DU7	004'874'010	50000	EUR	6.000	BASF FINANCE EUROPE NV	04.12.2013	04.12.2008	A1	A+	<b>108.96</b>	2.88	111.84	<b>3.80</b>	<b>3.86</b>	SWX
	XS0405567883	004'909'952	50000	EUR	7.875	COCA-COLA HBC FINANCE BV	15.01.2014	17.12.2008	A3	A	<b>113.87</b>	3.49	117.36	<b>4.48</b>	<b>3.83</b>	SWX
	XS0408223138	004'955'969	1000	EUR	6.875	VOLKSWAGEN FIN SERV AG	15.01.2014	15.01.2009	A3 /*-	A- /*-	<b>108.00</b>	2.51	110.51	<b>4.89</b>	<b>3.87</b>	SWX
	DE000A0T5SE6	004'959'173	1000	EUR	7.875	DAIMLER INTL FINANCE BV	16.01.2014	16.01.2009	A3	A-	<b>109.30</b>	2.85	112.15	<b>5.53</b>	<b>3.78</b>	SWX
	FR0010709253	004'955'973	1000	EUR	3.250	SFEF (GAR. FRANCE)	16.01.2014	16.01.2009	Aaa	AAA	<b>101.55</b>	1.18	102.72	<b>2.89</b>	<b>4.21</b>	SWX
	XS0408832151	004'969'315	1000	EUR	4.375	RABOBANK NEDERLAND	22.01.2014	22.01.2009	Aaa	AAA	<b>102.74</b>	1.51	104.25	<b>3.72</b>	<b>4.10</b>	SWX
	XS0409370219	004'976'305	50000	EUR	5.000	FRANCE TELECOM	22.01.2014	22.01.2009	A3	A-	<b>105.80</b>	1.73	107.52	<b>3.62</b>	<b>4.06</b>	SWX
	XS0410058746	004'987'023	50000	EUR	7.500	JOHN DEERE CAPITAL CORP	24.01.2014	26.01.2009	A2	A	<b>108.86</b>	2.51	111.36	<b>5.29</b>	<b>3.83</b>	SWX
	DE000A0SLKS8	000'014'977	1000	EUR	3.250	L-BANK BW FOERDERBANK	29.01.2014	29.01.2009	Aaa	AA+	<b>100.72</b>	1.06	101.78	<b>3.08</b>	<b>4.24</b>	SWX
	XS0404765710	004'893'671	50000	EUR	7.750	AKZO NOBEL SWEDEN FINANC	31.01.2014	12.12.2008	Baa1	BBB+	<b>109.69</b>	3.55	113.24	<b>5.34</b>	<b>3.83</b>	SWX



EUR	ISIN	Valore	Taglio	Mo- neta	Tasso d'int.	Debitore	Scadenza	Em	Md's	S&P's	Prezzo indiv.	Int. pro rata	Prez. incl. int. p. rata	Rendim.	MDur	SWX
	XS0410258833	004'991'768	50000	EUR	5.431	TELEFONICA EMISIONES SAU	03.02.2014	03.02.2009	Baa1	A-	<b>105.90</b>	1.70	107.59	<b>4.02</b>	<b>4.05</b>	SWX
	XS0410961014	000'030'614	1000	EUR	5.875	REPUBLIC OF POLAND	03.02.2014	02.02.2009	A2	A-	<b>103.06</b>	1.85	104.91	<b>5.12</b>	<b>3.96</b>	SWX
	FR0010693309	004'865'907	50000	EUR	6.375	DANONE FINANCE	04.02.2014	08.12.2008	A3	A-	<b>110.47</b>	1.97	112.44	<b>3.88</b>	<b>4.00</b>	SWX
	XS0411735300	001'500'146	50000	EUR	5.500	NOKIA CORP	04.02.2014	04.02.2009	A1	A	<b>106.64</b>	1.70	108.34	<b>3.92</b>	<b>4.05</b>	SWX
	XS0411863722	001'502'410	50000	EUR	6.250	KONINKLIJKE KPN NV	04.02.2014	04.02.2009	Baa2	BBB+	<b>108.23</b>	1.93	110.16	<b>4.27</b>	<b>3.98</b>	SWX
	FR0010720045	001'555'753	50000	EUR	7.500	ACCOR SA	04.02.2014	04.02.2009		BBB	<b>107.09</b>	2.32	109.41	<b>5.72</b>	<b>3.84</b>	SWX
	DE000CB899M6	001'988'766	1000	EUR	5.000	COMMERZBANK AG	06.02.2014	06.02.2009	Aa3	A	<b>103.20</b>	1.52	104.72	<b>4.23</b>	<b>4.07</b>	SWX
	DE000A0XXM38	003'803'537	1000	EUR	3.125	KFW	25.02.2014	25.02.2009	Aaa	AAA	<b>100.78</b>	0.79	101.57	<b>2.94</b>	<b>4.32</b>	SWX
	XS0414313691	003'704'576	1000	EUR	3.500	TOTAL CAPITAL SA	27.02.2014	27.02.2009	Aa1	AA	<b>100.79</b>	0.86	101.65	<b>3.31</b>	<b>4.28</b>	SWX
	XS0416768686	004'876'709	50000	EUR	3.500	SNS BANK (GAR.NETHERLAND)	10.03.2014	10.03.2009	Aaa	AAA	<b>100.67</b>	0.76	101.43	<b>3.34</b>	<b>4.31</b>	SWX
	XS0416482106	004'819'542	50000	EUR	5.125	TELIA SONERA AB	13.03.2014	13.03.2009	A3	A-	<b>103.57</b>	1.07	104.63	<b>4.28</b>	<b>4.16</b>	SWX
	XS0417728325	010'023'179	50000	EUR	3.125	KINGDOM OF DENMARK	17.03.2014	17.03.2009	Aaa	AAA	<b>100.15</b>	0.62	100.77	<b>3.09</b>	<b>4.37</b>	SWX
	XS0417825444	010'021'451	50000	EUR	5.750	DSM NV	17.03.2014	17.03.2009	A3	A-	<b>106.46</b>	1.13	107.59	<b>4.23</b>	<b>4.13</b>	SWX
	DE000NVB0444	010'027'898	1000	EUR	3.375	NRW.BANK (LOCAL GOVT. GUAR.)	18.03.2014	18.03.2009	Aa1	AA-	<b>101.02</b>	0.66	101.68	<b>3.14</b>	<b>4.35</b>	SWX
	XS0418268198	010'034'778	1000	EUR	4.625	HENKEL AG & CO KGAA	19.03.2014	19.03.2009	A2 /*-	A-	<b>102.97</b>	0.89	103.86	<b>3.93</b>	<b>4.23</b>	SWX
	XS0418730601	010'044'166	50000	EUR	4.625	FORTUM OYJ	20.03.2014	20.03.2009	A2	A-	<b>102.26</b>	0.87	103.13	<b>4.09</b>	<b>4.22</b>	SWX
	DE000EH1A3F3	010'048'344	1000	EUR	3.750	EUROHYPO AG	24.03.2014	24.03.2009	Aaa	AAA	<b>101.84</b>	0.67	102.51	<b>3.33</b>	<b>4.33</b>	SWX
	XS0419185789	010'047'658	1000	EUR	6.750	DEUTSCHE LUFTHANSA AG	24.03.2014	24.03.2009	Baa3	BBB	<b>105.60</b>	1.20	106.80	<b>5.39</b>	<b>4.03</b>	SWX
	XS0418783477	010'044'318	50000	EUR	4.875	SVENSKA HANDELSBANKEN AB	25.03.2014	25.03.2009	Aa1	AA-	<b>102.79</b>	0.85	103.65	<b>4.22</b>	<b>4.21</b>	SWX
	XS0418799630	010'044'330	50000	EUR	4.500	SCHLUMBERGER FINANCE BV	25.03.2014	25.03.2009	A1	A+	<b>102.31</b>	0.79	103.10	<b>3.96</b>	<b>4.25</b>	SWX
	XS0419352199	010'051'467	50000	EUR	6.500	REPSOL INTL FINANCE	27.03.2014	27.03.2009	Baa1	BBB	<b>106.79</b>	1.10	107.89	<b>4.88</b>	<b>4.08</b>	SWX
	BE0001704551	010'064'635	50000	EUR	3.750	FLEMISH COMMUNITY	31.03.2014	30.03.2009	Aaa	AA+e	<b>102.05</b>	0.61	102.65	<b>3.28</b>	<b>4.35</b>	SWX
	XS0420248568	010'065'081	50000	EUR	4.000	SKANDINAVISKA ENSKILDA	31.03.2014	31.03.2009	Aaa		<b>100.56</b>	0.64	101.20	<b>3.87</b>	<b>4.30</b>	SWX
	XS0421410621	010'069'963	50000	EUR	6.125	JPMORGAN CHASE & CO	01.04.2014	01.04.2009	Aa3	A+	<b>104.59</b>	0.96	105.55	<b>5.03</b>	<b>4.10</b>	SWX
	SI0002102935	010'072'109	1000	EUR	4.375	REPUBLIKA SLOVENIJA	02.04.2014	02.04.2009	Aa2	AA	<b>102.00</b>	0.67	102.67	<b>3.91</b>	<b>4.28</b>	SWX
	FR0010744987	010'076'988	1000	EUR	8.625	PPR	03.04.2014	03.04.2009		BBB-	<b>107.27</b>	1.30	108.57	<b>6.80</b>	<b>3.88</b>	SWX
	XS0421464719	010'070'427	1000	EUR	7.125	HEINEKEN NV	07.04.2014	06.04.2009			<b>108.04</b>	1.02	109.06	<b>5.20</b>	<b>4.05</b>	SWX
	XS0422624980	010'089'264	1000	EUR	6.250	OMV AG	07.04.2014	07.04.2009	A3		<b>105.50</b>	0.87	106.37	<b>4.94</b>	<b>4.12</b>	SWX
	FR0010745984	010'090'404	50000	EUR	4.875	SUEZ ENVIRONNEMENT	08.04.2014	08.04.2009	A3		<b>103.34</b>	0.67	104.01	<b>4.10</b>	<b>4.25</b>	SWX
	XS0422677673	010'091'205	1000	EUR	3.000	NORDIC INVESTMENT BANK	08.04.2014	08.04.2009	Aaa	AAA	<b>99.89</b>	0.41	100.30	<b>3.02</b>	<b>4.44</b>	SWX
	XS0423036663	010'099'071	1000	EUR	7.750	LANXESS FINANCE BV	09.04.2014	09.04.2009	Baa2	BBB	<b>104.55</b>	1.04	105.59	<b>6.62</b>	<b>3.95</b>	SWX
	XS0423639953	010'105'038	50000	EUR	7.750	BACARDI LTD	09.04.2014	09.04.2009	Baa1	BBB	<b>105.11</b>	1.04	106.15	<b>6.48</b>	<b>3.96</b>	SWX
	FR0010750497	010'125'657	1000	EUR	5.250	VEOLIA ENVIRONNEMENT	24.04.2014	24.04.2009	A3	BBB+	<b>103.75</b>	0.49	104.24	<b>4.38</b>	<b>4.25</b>	SWX
	XS0424686573	010'123'054	1000	EUR	8.625	MICHELIN LUXEMBOURG SCS	24.04.2014	24.04.2009	Baa2	BBB	<b>109.85</b>	0.80	110.65	<b>6.23</b>	<b>3.96</b>	SWX
	FR0010754663	010'158'275	50000	EUR	4.375	LVMH MOET-HENNESSY	12.05.2014	12.05.2009		A-	<b>100.79</b>	0.19	100.98	<b>4.19</b>	<b>4.37</b>	SWX
	XS0409153110	004'975'176	50000	EUR	8.250	COMPAGNIE DE ST GOBAIN	28.07.2014	26.01.2009	Baa1	BBB+	<b>109.12</b>	2.76	111.88	<b>6.13</b>	<b>3.95</b>	SWX
	GR0114022479	004'996'492	1000	EUR	5.500	HELLENIC REPUBLIC	20.08.2014	28.01.2009	A1	A-	<b>106.73</b>	1.81	108.54	<b>4.04</b>	<b>4.35</b>	SWX
	FI0001006462	010'045'941	1000	EUR	3.125	FINNISH GOVERNMENT	15.09.2014	23.03.2009	Aaa	AAA	<b>101.20</b>	0.57	101.77	<b>2.88</b>	<b>4.73</b>	SWX
	XS0420117383	010'061'239	1000	EUR	4.625	BAYER CAPITAL CORP BV	26.09.2014	26.03.2009	A3	A-	<b>102.74</b>	0.80	103.53	<b>4.04</b>	<b>4.53</b>	SWX
	XS0336018832	003'617'589	50000	EUR	4.750	PFIZER INC	15.12.2014	13.12.2007	Aa2 /*-	AAA /*-	<b>107.09</b>	2.13	109.22	<b>3.33</b>	<b>4.77</b>	SWX
	XS0353181190	003'875'028	50000	EUR	6.250	KRAFT FOODS INC	20.03.2015	20.03.2008	Baa2	BBB+	<b>107.01</b>	1.18	108.19	<b>4.83</b>	<b>4.79</b>	SWX
	XS0419378236	010'051'693	50000	EUR	7.250	AKZO NOBEL NV	27.03.2015	27.03.2009	Baa1	BBB+	<b>107.16</b>	1.23	108.39	<b>5.76</b>	<b>4.67</b>	SWX
	BE0000316258	010'048'140	0.01	EUR	3.500	BELGIUM KINGDOM	28.03.2015	24.03.2009	NR	AA+	<b>100.22</b>	0.62	100.84	<b>3.46</b>	<b>5.17</b>	SWX
	xs0361975955	003'998'632	1000	EUR	4.250	EUROPEAN INVESTMENT BANK	15.04.2015	07.05.2008	Aaa	AAA	<b>104.50</b>	0.50	105.00	<b>3.39</b>	<b>5.14</b>	SWX
	FR0010746016	010'097'622	50000	EUR	4.750	GROUPE AUCHAN SA	15.04.2015	15.04.2009		A	<b>102.48</b>	0.56	103.04	<b>4.26</b>	<b>5.03</b>	SWX
	XS0424019437	010'112'347	1000	EUR	4.750	VERBUND INTERNATIONAL FI	17.04.2015	17.04.2009	A1	Ae	<b>102.20</b>	0.53	102.74	<b>4.32</b>	<b>5.04</b>	SWX
	XS0428956287	010'189'853	1000	EUR	5.625	UBS AG LONDON	19.05.2014	19.05.2009	Aa2	A+	<b>101.47</b>	0.14	101.61	<b>5.28</b>	<b>4.25</b>	SWX
	XS0429265159	010'191'183	50000	EUR	7.000	SWISS RE TREASURY (US)	19.05.2014	19.05.2009	A1e	A+e	<b>104.27</b>	0.17	104.44	<b>5.98</b>	<b>4.13</b>	SWX

EUR	ISIN	Valore	Taglio	Mo- neta	Tasso d'int.	Debitore	Scadenza	Em	Md's	S&P's	Prezzo indiv.	Int. pro rata	Prez. incl. int. p. rata	Rendim.	MDur	SWX
	XS0430015742	010'201'894	1000	EUR	4.375	SLOVAK REPUBLIC	21.01.2015	21.05.2009	A1e	A+e	<b>99.29</b>	0.08	99.37	<b>4.52</b>	<b>4.83</b>	SWX
	XS0428461718	010'180'510	1000	EUR	3.625	TOTAL CAPITAL SA	19.05.2015	19.05.2009	Aa1e	AAe	<b>99.03</b>	0.09	99.12	<b>3.81</b>	<b>5.27</b>	SWX
	XS0412154378	001'772'387	50000	EUR	5.125	BASF FINANCE EUROPE NV	09.06.2015	09.02.2009	A1	A+	<b>103.96</b>	1.52	105.48	<b>4.36</b>	<b>4.90</b>	SWX
	XS0385771158	004'535'030	50000	EUR	5.875	PHILIP MORRIS INTL INC	04.09.2015	04.09.2008	A2	A	<b>105.83</b>	4.28	110.11	<b>4.77</b>	<b>5.00</b>	SWX
	DE000A0T06N0	004'538'472	50000	EUR	6.125	DAIMLER INTL FINANCE BV	08.09.2015	05.09.2008	A3	A-e	<b>101.74</b>	4.45	106.19	<b>5.78</b>	<b>4.90</b>	SWX
	XS0423888667	010'109'575	50000	EUR	6.500	ZURICH FINANCE USA INC	14.10.2015	14.04.2009	A2	A+	<b>104.77</b>	0.78	105.56	<b>5.58</b>	<b>4.97</b>	SWX
	XS0403540189	004'880'481	1000	EUR	6.750	LINDE FINANCE BV	08.12.2015	08.12.2008	Baa1	BBB+	<b>110.29</b>	3.16	113.45	<b>4.87</b>	<b>5.15</b>	SWX
	XS0409318309	004'987'644	1000	EUR	6.375	TELEKOM FINANZMANAGEMENT	29.01.2016	29.01.2009	A3	BBB+	<b>103.14</b>	2.08	105.22	<b>5.79</b>	<b>5.25</b>	SWX
	XS0411602765	001'316'343	1000	EUR	6.625	TOYOTA MOTOR CREDIT CORP	03.02.2016	03.02.2009	Aa1	AA	<b>107.27</b>	2.07	109.34	<b>5.30</b>	<b>5.27</b>	SWX
	XS0412443052	001'982'156	1000	EUR	7.000	VOLKSWAGEN INTL FIN NV	09.02.2016	09.02.2009	A3 /*-	A- /*-	<b>105.80</b>	2.07	107.87	<b>5.92</b>	<b>5.20</b>	SWX
	XS0412968876	002'333'256	1000	EUR	4.500	SHELL INTERNATIONAL FIN	09.02.2016	09.02.2009	Aa1	AA+	<b>102.18</b>	1.33	103.51	<b>4.12</b>	<b>5.63</b>	SWX
	XS0412896861	002'268'421	1000	EUR	3.750	LANDWIRTSCH. RENTENBANK	11.02.2016	11.02.2009	Aaa	AAA	<b>100.77</b>	1.09	101.86	<b>3.62</b>	<b>5.78</b>	SWX
	XS0415624120	004'475'325	1000	EUR	5.625	ROCHE HLDGS INC	04.03.2016	04.03.2009	A2	AA-	<b>107.90</b>	1.31	109.21	<b>4.25</b>	<b>5.55</b>	SWX
	XS0417208161	010'009'755	50000	EUR	5.250	VATTENFALL AB	17.03.2016	17.03.2009	A2	A-	<b>104.11</b>	1.04	105.15	<b>4.53</b>	<b>5.61</b>	SWX
	XS0419195408	010'047'934	50000	EUR	5.750	PHILIP MORRIS INTL INC	24.03.2016	24.03.2009	A2	A	<b>104.95</b>	1.02	105.97	<b>4.88</b>	<b>5.54</b>	SWX
	XS0419264063	010'048'444	50000	EUR	5.496	TELEFONICA EMISIONES SAU	01.04.2016	01.04.2009	Baa1	A-	<b>102.91</b>	0.86	103.77	<b>4.98</b>	<b>5.58</b>	SWX
	XS0421249235	010'070'397	50000	EUR	6.375	BHP BILLITON FINANCE LTD	04.04.2016	01.04.2009	A1	A+	<b>109.98</b>	1.00	110.97	<b>4.64</b>	<b>5.52</b>	SWX
	XS0425743506	010'144'727	1000	EUR	3.500	EUROPEAN INVESTMENT BANK	15.04.2016	30.04.2009	Aaa	AAA	<b>98.90</b>	0.27	99.17	<b>3.68</b>	<b>5.98</b>	SWX
	XS0423530350	010'105'091	50000	EUR	5.500	ALLIANDER FINANCE BV	20.04.2016	20.04.2009	A2	A	<b>101.80</b>	0.57	102.37	<b>5.18</b>	<b>5.61</b>	SWX
	XS0428037740	010'172'448	1000	EUR	4.500	SANOFI-AVENTIS	18.05.2016	18.05.2009	A1	AA-	<b>100.48</b>	0.12	100.60	<b>4.42</b>	<b>5.87</b>	SWX
	XS0429612566	010'199'699	1000	EUR	7.250	MAN AG	20.05.2016	20.05.2009	A3		<b>104.22</b>	0.16	104.38	<b>6.48</b>	<b>5.39</b>	SWX
	XS0267884806	002'700'435	1000	EUR	3.875	OEKB OEST. KONTROLLBANK	15.09.2016	15.09.2006		AAA	<b>97.71</b>	2.71	100.42	<b>4.24</b>	<b>6.06</b>	SWX
	XS0272359489	002'756'608	1000	EUR	3.875	EUROPEAN INVESTMENT BANK	15.10.2016	25.10.2006	Aaa	AAA	<b>100.94</b>	2.39	103.33	<b>3.72</b>	<b>6.19</b>	SWX
	DE000A0T5X07	004'972'708	1000	EUR	6.000	DEUTSCHE TELEKOM INT FIN	20.01.2017	20.01.2009	Baa1	BBB+	<b>104.77</b>	2.10	106.87	<b>5.22</b>	<b>5.95</b>	SWX
	XS0283746070	002'885'888	1000	EUR	4.125	NEDER WATERSCHAPSBANK	23.01.2017	23.01.2007	Aaa	AAA	<b>100.79</b>	1.41	102.20	<b>4.00</b>	<b>6.38</b>	SWX
	be0934985020	004'998'880	50000	EUR	8.625	ANHEUSER-BUSCH INBEV SA	30.01.2017	30.01.2009	Baa2	BBB+	<b>112.87</b>	2.79	115.66	<b>6.44</b>	<b>5.54</b>	SWX
	XS0413806596	003'375'789	1000	EUR	5.125	SIEMENS FINANCIERINGSMAT	20.02.2017	20.02.2009	A1	AA-	<b>102.92</b>	1.36	104.28	<b>4.66</b>	<b>6.22</b>	SWX
	XS0419587745	010'053'624	50000	EUR	5.125	NEDERLANDSE GASUNIE N.V.	31.03.2017	31.03.2009	Aa2	AA-	<b>104.20</b>	0.81	105.01	<b>4.48</b>	<b>6.34</b>	SWX
	XS0335134705	003'608'489	50000	EUR	5.625	GLAXOSMITHKLINE CAPITAL	13.12.2017	13.12.2007	A1	A+	<b>106.41</b>	2.56	108.97	<b>4.69</b>	<b>6.60</b>	SWX
	XS0339454851	003'676'705	1000	EUR	4.750	RABOBANK NEDERLAND	15.01.2018	15.01.2008	Aaa	AAA	<b>100.05</b>	1.73	101.78	<b>4.74</b>	<b>6.84</b>	SWX
	XS0359388690	003'965'107	50000	EUR	6.000	UBS AG LONDON	18.04.2018	18.04.2008	Aa2	A+	<b>101.92</b>	0.66	102.58	<b>5.72</b>	<b>6.73</b>	SWX
	XS0360897689	003'982'481	50000	EUR	4.750	QUEBEC PROVINCE	29.04.2018	29.04.2008	Aa2	A+	<b>99.17</b>	0.38	99.55	<b>4.87</b>	<b>7.10</b>	SWX
	XS0428147093	001'607'892	1000	EUR	4.375	SHELL INTERNATIONAL FIN	14.05.2018	13.05.2009	Aa1	AA+e	<b>98.47</b>	0.18	98.65	<b>4.59</b>	<b>7.25</b>	SWX
	DE000A0L1CY5	004'972'538	1000	EUR	3.875	KFW	21.01.2019	20.01.2009	Aaa	AAA	<b>98.03</b>	1.36	99.39	<b>4.12</b>	<b>7.79</b>	SWX
	XS0410605652	004'996'998	50000	EUR	4.000	AGENCE FRANCAISE DEVELOP	28.01.2019	28.01.2009		AAA	<b>96.21</b>	1.32	97.53	<b>4.49</b>	<b>7.72</b>	SWX
	XS0399647675	004'831'194	50000	EUR	6.625	RWE FINANCE BV	31.01.2019	20.11.2008	A1 /*-	A	<b>108.79</b>	3.43	112.21	<b>5.43</b>	<b>7.02</b>	SWX
	XS0411735482	001'500'713	50000.00	EUR	6.750	NOKIA CORP	04.02.2019	04.02.2009	A1	A	<b>109.67</b>	2.09	111.76	<b>5.43</b>	<b>7.01</b>	SWX
	XS0411850075	001'501'629	50000	EUR	7.500	KONINKLIJKE KPN NV	04.02.2019	04.02.2009	Baa2	BBB+	<b>112.40</b>	2.32	114.72	<b>5.79</b>	<b>6.83</b>	SWX
	DE000A0T7J03	004'876'514	50000	EUR	4.875	DEUTSCHE BAHN FINANCE BV	12.03.2019	12.03.2009	Aa1e	AA	<b>100.29</b>	1.03	101.32	<b>4.84</b>	<b>7.57</b>	SWX
	FR0010737882	010'035'475	50000	EUR	7.375	ASF	20.03.2019	20.03.2009	Baa1	BBB+	<b>105.18</b>	1.39	106.57	<b>6.63</b>	<b>6.84</b>	SWX
	XS0418729934	010'044'390	50000	EUR	6.000	FORTUM OYJ	20.03.2019	20.03.2009	A2	A-	<b>102.93</b>	1.13	104.07	<b>5.60</b>	<b>7.24</b>	SWX
	BE0000315243	004'972'905	1 CENT	EUR	4.000	BELGIUM KINGDOM	28.03.2019	21.01.2009	Aa1	AA+	<b>98.80</b>	0.67	99.46	<b>4.15</b>	<b>7.93</b>	SWX
	FR0010745976	010'090'428	50000	EUR	6.250	SUEZ ENVIRONNEMENT	08.04.2019	08.04.2009	A3		<b>105.42</b>	0.86	106.28	<b>5.52</b>	<b>7.26</b>	SWX
	XS0412826579	002'284'848	1000	EUR	4.250	EUROPEAN INVESTMENT BANK	15.04.2019	11.02.2009	Aaa	AAA	<b>100.75</b>	1.23	101.98	<b>4.15</b>	<b>7.91</b>	SWX

GBP	ISIN	Valore	Taglio	Mo- neta	Tasso d'int.	Debitore	Scadenza	Em	Md's	S&P's	Prezzo indiv.	Int. pro rata	Prez. incl. int. p. rata	Rendim.	MDur	SWX
	XS0194569785	001'879'944	1'000	GBP	5.500	KFW	15.09.2009	16.06.2004	Aaa	AAA	<b>101.47</b>	3.84	105.31	<b>0.54</b>	<b>0.30</b>	SWX
	XS0211920664	002'062'114	1'000	GBP	4.875	BANK OF SCOTLAND PLC	10.02.2010	10.02.2005	Aaa	AAA	<b>101.64</b>	1.43	103.07	<b>2.46</b>	<b>0.68</b>	SWX
	XS0217458479	002'123'580	1'000	GBP	4.875	BK NEDERLANDSE GEMEENTEN	21.04.2010	21.04.2005	Aaa	AAA	<b>103.08</b>	0.49	103.57	<b>1.40</b>	<b>0.88</b>	SWX
	XS0282684082	002'872'783	50'000	GBP	5.375	NEDER WATERSCHAPSBANK	07.06.2010	22.01.2007	Aaa	AAA	<b>103.77</b>	5.23	108.99	<b>1.64</b>	<b>0.96</b>	SWX
	XS0276633624	002'802'233	50'000	GBP	5.125	NETWORK RAIL INFRA FIN	07.06.2010	28.11.2006		AAA	<b>103.90</b>	4.98	108.88	<b>1.27</b>	<b>0.97</b>	SWX
	XS0329663578	003'531'501	50'000	GBP	5.750	BP CAPITAL MARKETS PLC	08.11.2010	08.11.2007	Aa1	AA	<b>105.74</b>	3.17	108.91	<b>1.69</b>	<b>1.37</b>	SWX
	XS0162038318	001'549'768	1'000	GBP	4.250	EUROPEAN INVESTMENT BANK	07.12.2010	07.02.2003	Aaa	AAA	<b>104.47</b>	2.00	106.47	<b>1.27</b>	<b>1.47</b>	SWX
	XS0095091277	000'375'113	1'000	GBP	4.750	LCR FINANCE PLC	31.12.2010	25.02.1999	Aaa	AAA	<b>105.30</b>	1.94	107.24	<b>1.35</b>	<b>1.52</b>	SWX
	XS0412381948	001'983'740	50'000	GBP	2.250	YORKSHIRE BUILDING SOC	07.02.2011	06.02.2009	Aaa	AAA	<b>101.56</b>	0.68	102.25	<b>1.31</b>	<b>1.65</b>	SWX
	XS0247641763	002'479'769	1'000	GBP	4.750	GE CAPITAL UK FUNDING	15.03.2011	15.03.2006	Aa2	AA+	<b>100.75</b>	0.96	101.72	<b>4.30</b>	<b>1.68</b>	SWX
	XS0396983669	004'786'468	50'000	GBP	4.625	BK OF SCOTLAND (GAR. UK)	04.11.2011	05.11.2008	Aaa	AAA	<b>106.32</b>	2.58	108.91	<b>1.94</b>	<b>2.26</b>	SWX
	XS0398574219	004'810'788	50'000	GBP	4.125	RBS (GAR. UK)	14.11.2011	14.11.2008	Aaa	AAA	<b>104.91</b>	2.20	107.11	<b>2.05</b>	<b>2.30</b>	SWX
	XS0399238319	004'823'117	50'000	GBP	4.000	LLOYDS BANK (GAR. UK)	17.11.2011	17.11.2008	Aaa	AA Ae	<b>104.94</b>	2.10	107.04	<b>1.93</b>	<b>2.31</b>	SWX
	XS0122271082	001'170'629	1'000	GBP	5.500	EUROPEAN INVESTMENT BANK	07.12.2011	03.01.2001	Aaa	AAA	<b>108.75</b>	2.59	111.35	<b>1.91</b>	<b>2.33</b>	SWX
	xs0413219899	002'632'751	50'000	GBP	2.750	GENERAL ELECTRIC (GAR. USA)	07.12.2011	13.02.2009	Aaa	AA Ae	<b>101.69</b>	0.78	102.47	<b>2.05</b>	<b>2.40</b>	SWX
	XS0282095099	002'865'649	1'000	GBP	5.250	KFW	12.01.2012	12.01.2007	Aaa	AAA	<b>107.64</b>	1.96	109.60	<b>2.21</b>	<b>2.43</b>	SWX
	XS0340779833	003'692'288	1'000	GBP	4.625	COUNCIL OF EUROPE	07.03.2012	23.01.2008	Aaa	AAA	<b>106.36</b>	1.04	107.40	<b>2.23</b>	<b>2.59</b>	SWX
	XS0417628293	010'023'117	50'000	GBP	2.750	LLOYDS BANK (GAR. UK)	16.03.2012	16.03.2009	Aaa	AAA	<b>101.15</b>	0.55	101.70	<b>2.32</b>	<b>2.66</b>	SWX
	XS0220857436	002'169'083	1'000	GBP	4.625	RABOBANK NEDERLAND	31.05.2012	31.05.2005	Aaa	AAA	<b>105.29</b>	4.59	109.87	<b>2.77</b>	<b>2.68</b>	SWX
	XS0211995757	002'060'877	1'000	GBP	4.750	EUROPEAN INVESTMENT BANK	06.06.2012	08.02.2005	Aaa	AAA	<b>107.09</b>	4.63	111.72	<b>2.29</b>	<b>2.71</b>	SWX
	XS0328406805	003'513'066	1'000	GBP	5.875	GE CAPITAL UK FUNDING	01.11.2012	01.11.2007	Aa2	AA+	<b>101.05</b>	3.35	104.40	<b>5.52</b>	<b>2.94</b>	SWX
	XS0212069115	002'061'956	1'000	GBP	4.750	KFW	07.12.2012	08.02.2005	Aaa	AAA	<b>107.16</b>	2.24	109.39	<b>2.60</b>	<b>3.19</b>	SWX
	XS0160908249	001'540'916	1'000	GBP	4.500	EUROPEAN INVESTMENT BANK	14.01.2013	14.01.2003	Aaa	AAA	<b>105.90</b>	1.65	107.55	<b>2.76</b>	<b>3.29</b>	SWX
	XS0354605270	003'895'938	1'000	GBP	4.625	LANDWIRTSCH. RENTENBANK	28.03.2013	28.03.2008	Aaa	AAA	<b>105.35</b>	0.77	106.12	<b>3.12</b>	<b>3.48</b>	SWX
	XS0167497881	001'595'558	1'000	GBP	5.250	GENERAL ELEC CAP CORP	10.12.2013	01.05.2003	Aa2	AA+	<b>96.76</b>	2.43	99.19	<b>6.08</b>	<b>3.82</b>	SWX
	XS0409119871	004'974'523	50'000	GBP	5.125	E.ON INTL FINANCE BV	27.01.2014	23.01.2009	A2	A	<b>103.85</b>	1.75	105.60	<b>4.19</b>	<b>4.04</b>	
	XS0414350974	003'715'746	50'000	GBP	5.000	TESCO PLC	24.02.2014	24.02.2009	A3	A-	<b>103.67</b>	1.27	104.94	<b>4.13</b>	<b>4.12</b>	
	xs0428152416	010'175'255	1'000	GBP	3.375	IFFIM	15.05.2014	15.05.2009	Aaa	AA Ae	<b>100.13</b>	0.12	100.25	<b>3.35</b>	<b>4.50</b>	SWX
	XS0423205524	010'099'204	1'000	GBP	3.375	EUROPEAN INVESTMENT BANK	08.09.2014	17.04.2009	Aaa	AA Ae	<b>101.13</b>	0.38	101.51	<b>3.14</b>	<b>4.67</b>	SWX
	XS0417033007	010'005'008	50'000	GBP	5.375	CADBURY SCHWEPES FIN	11.12.2014	11.03.2009	Baa2	BBB	<b>104.86</b>	1.15	106.01	<b>4.36</b>	<b>4.64</b>	SWX
	XS0418570130	010'037'779	2'000	GBP	4.000	UNILEVER PLC	19.12.2014	19.03.2009	A1	A+	<b>101.81</b>	0.77	102.58	<b>3.63</b>	<b>4.84</b>	SWX
	XS0415625283	004'475'321	5'000	GBP	5.500	ROCHE HLDGS INC	04.03.2015	04.03.2009	A2	AA-	<b>106.76</b>	1.28	108.04	<b>4.15</b>	<b>4.86</b>	SWX
	XS0223923870	002'208'769	1'000	GBP	4.375	EUROPEAN INVESTMENT BANK	08.07.2015	08.07.2005	Aaa	AAA	<b>105.10</b>	3.88	108.98	<b>3.44</b>	<b>5.14</b>	
	XS0241042141	002'406'447	1'000	GBP	4.625	GE CAPITAL UK FUNDING	18.01.2016	18.01.2006	Aa2	AA+	<b>89.05</b>	1.65	90.70	<b>6.72</b>	<b>5.35</b>	SWX
	XS0274987873	002'782'760	1'000	GBP	4.875	EUROPEAN INVESTMENT BANK	07.09.2016	17.11.2006	Aaa	AAA	<b>106.93</b>	3.51	110.44	<b>3.77</b>	<b>5.91</b>	SWX
	XS0420401779	010'064'740	50'000	GBP	5.875	BASF SE	31.03.2017	31.03.2009	A1	A+	<b>102.16</b>	0.93	103.09	<b>5.53</b>	<b>6.13</b>	SWX
	XS0357891208	003'947'004	50'000	GBP	6.625	UBS AG LONDON	11.04.2018	11.04.2008	Aa2	A+	<b>102.52</b>	0.85	103.37	<b>6.24</b>	<b>6.55</b>	SWX
	XS0160386875	001'536'132	1'000	GBP	4.750	EUROPEAN INVESTMENT BANK	15.10.2018	14.01.2003	Aaa	AAA	<b>104.01</b>	2.93	106.94	<b>4.22</b>	<b>7.30</b>	SWX
	XS0400780960	004'846'257	50'000	GBP	8.125	VODAFONE GROUP PLC	26.11.2018	26.11.2008	Baa1	A-	<b>117.96</b>	4.07	122.04	<b>5.62</b>	<b>6.59</b>	SWX
	XS0422688282	010'091'350	50'000	GBP	6.125	VATTENFALL AB	16.12.2019	15.04.2009	A2	A-	<b>101.41</b>	0.72	102.13	<b>5.94</b>	<b>7.45</b>	SWX
	FR0010721704	002'236'753	50'000	GBP	6.125	GDF SUEZ	11.02.2021	11.02.2009	Aa3	A	<b>106.35</b>	1.78	108.13	<b>5.38</b>	<b>8.21</b>	SWX
	XS0423048247	010'098'808	2'000	GBP	6.500	DEUTSCHE TELEKOM INT FIN	08.04.2022	09.04.2009	Baa1	BBB+	<b>99.10</b>	0.87	99.97	<b>6.60</b>	<b>8.44</b>	SWX
	XS0410370919	004'991'664	50'000	GBP	7.375	IBERDROLA FINANZAS SAU	29.01.2024	29.01.2009	A3	A-	<b>107.39</b>	2.40	109.79	<b>6.57</b>	<b>8.84</b>	SWX
	BE0934986036	004'998'747	75'000	GBP	9.750	ANHEUSER-BUSCH INBEV SA	30.07.2024	30.01.2009	Baa2	BBB+	<b>115.89</b>	3.15	119.05	<b>7.91</b>	<b>7.79</b>	SWX
	XS0419834931	010'059'042	50'000	GBP	5.625	WAL-MART STORES INC	27.03.2034	27.03.2009	Aa2	AA	<b>98.98</b>	0.95	99.93	<b>5.70</b>	<b>13.03</b>	SWX
	XS0422688019	010'091'357	50'000	GBP	6.875	VATTENFALL AB	15.04.2039	15.04.2009	A2	A-	<b>104.15</b>	0.81	104.96	<b>6.55</b>	<b>12.77</b>	SWX



DKK	ISIN	Valore	Taglio	Mo- neta	Tasso d'int.	Debitore	Scadenza	Em	Md's	S&P's	Prezzo indiv.	Int. pro rata	Prez. incl. int. p. rata	Rendim.	MDur	SWX
	XS0183786630	001'761'953	10'000	DKK	4.000	FIH ERHVERVSBANK	06.08.2009	06.02.2004	Aaa		<b>100.00</b>	3.23	103.23	<b>3.87</b>	<b>0.18</b>	SWX
	XS0308141422	003'219'354	10'000	DKK	4.750	DEUTSCHE BANK AG	29.06.2011	29.06.2007	Aa1	A+	<b>102.66</b>	4.33	106.99	<b>3.40</b>	<b>1.89</b>	SWX
NOK	xs0282362986	002'868'625	10'000	NOK	4.625	TOYOTA MOTOR CREDIT CORP	22.01.2010	22.01.2007	Aa1	AA	<b>100.76</b>	1.60	102.36	<b>3.38</b>	<b>0.63</b>	SWX
	XS0212516743	002'066'583	10'000	NOK	3.250	RABOBANK NEDERLAND	01.03.2010	01.03.2005	Aaa	AAA	<b>100.62</b>	0.78	101.40	<b>2.40</b>	<b>0.74</b>	SWX
	XS0187500235	001'803'295	10'000	NOK	3.500	LAND NORDRHEIN-WESTFALEN	11.03.2010	11.03.2004	Aa1	AA-	<b>101.16</b>	0.75	101.91	<b>1.99</b>	<b>0.77</b>	SWX
	XS0418291174	010'032'509	10'000	NOK	3.000	KFW	23.03.2012	23.03.2009	Aaa	AAA	<b>100.02</b>	0.54	100.56	<b>2.99</b>	<b>2.65</b>	SWX
	XS0427514137	010'162'797	10'000	NOK	4.000	EUROPEAN INVESTMENT BANK	15.05.2014	15.05.2009	Aaa	AAAE	<b>100.34</b>	0.14	100.48	<b>3.92</b>	<b>4.42</b>	SWX
SEK	XS0217330165	002'122'230	10'000	SEK	3.000	DEUTSCHE BANK AG	21.04.2010	21.04.2005	Aa1	A+	<b>101.04</b>	0.30	101.34	<b>1.82</b>	<b>0.88</b>	SWX
	XS0341532058	003'705'302	10'000	SEK	4.000	LANDWIRTSCH. RENTENBANK	29.01.2011	29.01.2008	Aaa	AAA	<b>103.65</b>	1.30	104.95	<b>1.76</b>	<b>1.60</b>	SWX
	XS0241010700	002'405'794	10'000	SEK	3.250	DEUTSCHE BANK AG	02.02.2011	02.02.2006	Aa1	A+	<b>101.91</b>	1.02	102.93	<b>2.08</b>	<b>1.61</b>	SWX
	XS0365950434	004'257'137	10'000	SEK	4.500	INSTITUT CREDITO OFICIAL	30.05.2011	30.05.2008	Aaa	AA+	<b>103.66</b>	4.48	108.14	<b>2.60</b>	<b>1.83</b>	SWX
	XS0324692994	003'452'534	10'000	SEK	4.250	KFW	17.01.2012	17.10.2007	Aaa	AAA	<b>105.76</b>	1.53	107.29	<b>1.98</b>	<b>2.47</b>	SWX
	XS0398811959	004'807'741	10'000	SEK	3.500	INTL BK RECON & DEVELOP	12.11.2014	12.11.2008	Aaa	AAA	<b>103.18</b>	1.91	105.09	<b>2.86</b>	<b>4.84</b>	SWX
ISK	IS0000009116	001'820'474	1'000	ISK	7.000	ICELAND GOVERNMENT BOND	17.03.2010	19.03.2004	Baa1	BBB+	<b>101.95</b>	1.34	103.29	<b>4.42</b>	<b>0.77</b>	SWX

TRY	ISIN	Valore	Taglio	Mo- neta	Tasso d'int.	Debitore	Scadenza	Em	Md's	S&P's	Prezzo indiv.	Int. pro rata	Prez. incl. int. p. rata	Rendim.	MDur	SWX
	XS0267512688	002'695'780	1'000	TRY	16.250	NORDIC INVESTMENT BANK	22.09.2009	22.09.2006	Aaa	AAA	<b>102.12</b>	11.04	113.17	<b>8.43</b>	<b>0.29</b>	SWX
	XS0264537126	002'665'295	1'000	TRY	15.500	KFW	25.01.2010	25.08.2006	Aaa	AAA	<b>103.59</b>	5.22	108.81	<b>9.23</b>	<b>0.60</b>	SWX
	XS0241727832	002'414'858	2'000	TRY	10.000	INSTITUT CREDITO OFICIAL	08.02.2010	08.02.2006	Aaa		<b>99.75</b>	2.99	102.74	<b>10.08</b>	<b>0.63</b>	SWX
	XS0342424610	003'716'258	2'000	TRY	14.500	KFW	06.05.2010	05.02.2008	Aaa	AAA	<b>103.94</b>	0.87	104.81	<b>9.83</b>	<b>0.85</b>	SWX
	XS0376217146	004'394'023	1'000	TRY	19.250	KFW	16.07.2010	16.07.2008	Aaa	AAA	<b>107.78</b>	16.67	124.45	<b>11.43</b>	<b>0.88</b>	SWX
	XS0375986071	004'393'703	1'000	TRY	19.000	INTL BK RECON & DEVELOP	21.07.2010	21.07.2008	Aaa	AAA	<b>108.42</b>	16.19	124.61	<b>10.70</b>	<b>0.90</b>	SWX
	XS0370858630	004'313'987	1'000	TRY	20.000	RABOBANK NEDERLAND	23.07.2010	23.07.2008	Aaa	AAA	<b>108.08</b>	16.93	125.01	<b>11.95</b>	<b>0.89</b>	SWX
	XS0271888934	002'747'066	1'000	TRY	17.500	EUROPEAN INVESTMENT BANK	27.10.2010	27.10.2006	Aaa	AAA	<b>108.55</b>	10.21	118.76	<b>10.51</b>	<b>1.15</b>	SWX
	XS0281881887	002'863'690	2'000	TRY	17.500	KFW	18.01.2011	18.01.2007	Aaa	AAA	<b>108.74</b>	6.23	114.98	<b>11.22</b>	<b>1.35</b>	SWX
	XS0346654519	003'777'643	2'000	TRY	14.500	KFW	03.03.2011	21.02.2008	Aaa	AAA	<b>105.90</b>	3.42	109.32	<b>10.57</b>	<b>1.48</b>	SWX
	XS0414670884	003'752'410	1'000	TRY	12.500	EUROPEAN INVESTMENT BANK	01.06.2011	05.03.2009	Aaa	AAA	<b>102.48</b>	2.88	105.36	<b>11.05</b>	<b>1.52</b>	SWX
	XS0429357782	010'199'831	1'000	TRY	11.000	RABOBANK NEDERLAND	22.05.2012	22.05.2009	Aaae	AAAe	<b>98.50</b>	0.18	98.68	<b>11.62</b>	<b>2.41</b>	SWX
	XS0344971766	003'752'410	1'000	TRY	14.000	EUROPEAN INVESTMENT BANK	13.03.2013	14.02.2008	Aaa	AAA	<b>108.70</b>	2.92	111.61	<b>11.03</b>	<b>2.83</b>	SWX
ZAR	XS0349964741	003'824'029	10'000	ZAR	10.750	INTL BK RECON & DEVELOP	08.09.2009	06.03.2008	Aaa	AAA	<b>100.39</b>	7.72	108.10	<b>8.65</b>	<b>0.26</b>	SWX
	XS0295806771	003'049'798	10'000	ZAR	9.000	GENERAL ELEC CAP CORP	16.10.2009	16.04.2007	Aa2	AA+	<b>98.50</b>	5.52	104.02	<b>12.42</b>	<b>0.34</b>	SWX
	XS0377243943	004'419'721	10'000	ZAR	12.000	INTL BK RECON & DEVELOP	10.02.2010	28.07.2008	Aaa	AAA	<b>101.96</b>	3.52	105.47	<b>8.72</b>	<b>0.64</b>	SWX
	XS0375028551	004'381'195	10'000	ZAR	12.500	INTL FINANCE CORP	09.07.2010	09.07.2008	Aaa	AAA	<b>104.88</b>	11.06	115.94	<b>7.71</b>	<b>0.93</b>	SWX
	US500769CC61	003'064'374	10'000	ZAR	8.500	KFW	16.07.2010	26.04.2007	Aaa	AAA	<b>100.54</b>	7.36	107.90	<b>7.95</b>	<b>0.98</b>	SWX
	XS0332031284	003'560'971	10'000	ZAR	10.000	EUROPEAN INVESTMENT BANK	28.01.2011	28.11.2007	Aaa	AAA	<b>102.69</b>	3.29	105.98	<b>8.15</b>	<b>1.46</b>	SWX
	XS0362287764	003'998'639	10'000	ZAR	11.000	INTL BK RECON & DEVELOP	10.11.2011	08.05.2008	Aaa	AAA	<b>105.50</b>	6.00	111.50	<b>8.37</b>	<b>2.00</b>	SWX
	XS0356892900	003'929'509	5'000	ZAR	10.000	EUROPEAN INVESTMENT BANK	15.04.2012	15.04.2008	Aaa	AAA	<b>103.66</b>	1.18	104.84	<b>8.50</b>	<b>2.42</b>	SWX
	XS0203909485	001'977'534	5'000	ZAR	8.500	EUROPEAN INVESTMENT BANK	04.11.2014	04.11.2004	Aaa	AAA	<b>97.60</b>	4.77	102.38	<b>9.06</b>	<b>4.00</b>	SWX

USD	ISIN	Valore	Taglio	Mo- neta	Tasso d'int.	Debitore	Scadenza	Em	Md's	S&P's	Prezzo indiv.	Int. pro rata	Prez. incl. int. p. rata	Rendim.	MDur	SWX
	US912828JP65	004'724'705	100	USD	1.500	US TREASURY N/B	31.10.2010	31.10.2008			<b>101.18</b>	0.11	101.29	<b>0.66</b>	<b>1.40</b>	SWX
	US912828JQ49	004'724'779	100	USD	2.750	US TREASURY N/B	31.10.2013	31.10.2008			<b>103.11</b>	0.19	103.30	<b>2.01</b>	<b>4.08</b>	SWX
	US912828KJ86	010'037'813	100	USD	1.750	US TREASURY N/B	31.03.2014	15.8.2005			<b>97.99</b>	0.27	98.26	<b>2.19</b>	<b>4.57</b>	SWX
	US912828EE63	002'241'538	100	USD	4.250	US TREASURY N/B	15.08.2015	15.8.2005			<b>109.65</b>	1.17	110.83	<b>2.55</b>	<b>5.32</b>	SWX
	US912828HA15	003'300'094	100	USD	4.750	US TREASURY N/B	15.08.2017	15.8.2007			<b>110.98</b>	1.31	112.29	<b>3.21</b>	<b>6.62</b>	SWX
	US912828JR22	004'792'923	100	USD	3.750	US TREASURY N/B	15.11.2018	15.2.2006			<b>102.48</b>	0.11	102.59	<b>3.44</b>	<b>7.74</b>	
	US912810PW27	003'733'832	100	USD	4.375	US TREASURY N/B	15.02.2038	15.2.2006			<b>99.86</b>	1.21	101.06	<b>4.38</b>	<b>15.97</b>	
	US500769BW35	002'745'958	1'000	USD	4.875	KFW	19.10.2009	18.10.2006	Aaa	AAA	<b>101.61</b>	0.53	102.14	<b>0.73</b>	<b>0.39</b>	SWX
	XS0161781108	001'547'200	1'000	USD	3.750	KFW	30.04.2010	04.02.2003	Aaa	AAA	<b>102.82</b>	0.29	103.11	<b>0.68</b>	<b>0.92</b>	SWX
	US00254EDD13	003'425'874	2'000	USD	4.500	SWEDISH EXPORT CREDIT	27.09.2010	27.09.2007	Aa1	AA+	<b>103.79</b>	0.76	104.56	<b>1.59</b>	<b>1.27</b>	SWX
	xs0233174274	002'310'167	2'000	USD	4.750	ROYAL BANK OF CANADA	28.10.2010	28.10.2005	Aaa	AA-	<b>103.66</b>	2.77	106.43	<b>2.10</b>	<b>1.34</b>	SWX
	XS0384563424	004'514'932	1'000	USD	3.125	LANDWIRTSCH. RENTENBANK	29.10.2010	26.08.2008	Aaa	AAA	<b>102.92</b>	2.36	105.28	<b>1.04</b>	<b>1.38</b>	SWX
	XS0234055985	002'320'630	1'000	USD	4.875	AUST & NZ BANKING GROUP	08.11.2010	08.11.2005	Aa1	AA	<b>103.12</b>	2.71	105.83	<b>2.63</b>	<b>1.36</b>	SWX
	US61757UAA88	004'869'820	100'000	USD	2.900	MORGAN STANLEY (GAR. USA)	01.12.2010	02.12.2008	Aaa	AAA	<b>102.93</b>	1.42	104.35	<b>0.93</b>	<b>1.47</b>	SWX
	US36967HAG20	004'948'238	2'000	USD	1.625	GENERAL ELECTRIC (GAR.USA)	07.01.2011	08.01.2009	Aaa	AAA	<b>101.06</b>	0.63	101.69	<b>0.96</b>	<b>1.58</b>	SWX
	XS0242670320	002'422'633	1'000	USD	4.500	KINGDOM OF SWEDEN	07.02.2011	07.02.2006	Aaa	AAA	<b>106.06</b>	1.39	107.45	<b>0.87</b>	<b>1.64</b>	SWX
	XS0413247593	002'705'726	1'000	USD	2.500	L-BANK BW FOERDERBANK	14.02.2011	13.02.2009	Aaa	AA+	<b>101.32</b>	0.73	102.05	<b>1.71</b>	<b>1.66</b>	SWX
	FR0010722017	002'448'665	1'000	USD	1.875	CAISSE D'AMORT DETTE SOC	14.02.2011	11.02.2009	Aaa	AAA	<b>101.32</b>	0.56	101.88	<b>1.09</b>	<b>1.67</b>	SWX
	US500769CN27	003'682'761	1'000	USD	3.250	KFW	15.02.2011	16.01.2008	Aaa	AAA	<b>103.90</b>	0.93	104.83	<b>0.94</b>	<b>1.67</b>	SWX
	FR0010585992	003'797'624	1'000	USD	2.625	CAISSE D'AMORT DETTE SOC	21.02.2011	21.02.2008	Aaa	AAA	<b>102.56</b>	0.71	103.26	<b>1.12</b>	<b>1.69</b>	SWX
	US36967HAL15	010'018'958	2'000	USD	1.800	GECC (GAR. USA)	11.03.2011	12.03.2009	Aaa	AAA	<b>101.18</b>	0.38	101.56	<b>1.13</b>	<b>1.75</b>	SWX
	US500769DD36	002'227'116	1'000	USD	1.875	KFW	15.03.2011	10.02.2009	Aaa	AAA	<b>101.60</b>	0.38	101.98	<b>0.97</b>	<b>1.76</b>	SWX
	USG4718WAA56	010'072'121	100'000	USD	2.300	LLOYDS TSB BK PLC (GAR. USA)	01.04.2011	01.04.2009	Aaa	AAA	<b>101.48</b>	0.36	101.84	<b>1.48</b>	<b>1.79</b>	SWX
	XS0410960800	000'034'006	1'000	USD	1.875	INSTITUT CREDITO OFICIAL	15.04.2011	30.01.2009	Aaa	AA+	<b>101.17</b>	0.22	101.39	<b>1.24</b>	<b>1.84</b>	SWX
	XS0410355365	004'991'637	1'000	USD	1.500	REPUBLIC OF FINLAND	16.05.2011	27.01.2009	Aaa	AAA	<b>101.43</b>	0.05	101.48	<b>0.76</b>	<b>1.94</b>	SWX
	XS0186999743	001'797'484	1'000	USD	3.625	REPUBLIC OF AUSTRIA INTL	27.05.2011	03.03.2004	Aaa	AAA	<b>104.11</b>	0.01	104.12	<b>1.52</b>	<b>1.93</b>	SWX
	XS0373840544	004'362'167	2'000	USD	4.500	BMW FINANCE NV	07.07.2011	07.07.2008	A3	A	<b>103.88</b>	4.01	107.90	<b>2.58</b>	<b>1.93</b>	SWX
	XS0202109665	001'959'097	1'000	USD	4.125	TOTAL CAPITAL SA	06.10.2011	06.10.2004	Aa1	AA	<b>104.68</b>	2.66	107.34	<b>2.07</b>	<b>2.20</b>	SWX
	US676167AY55	004'567'479	1'000	USD	3.125	OEKB OEST. KONTROLLBANK	14.10.2011	16.09.2008	Aaa	AAA	<b>103.50</b>	0.38	103.88	<b>1.61</b>	<b>2.25</b>	SWX
	US683234YS19	002'746'883	1'000	USD	5.000	ONTARIO (PROVINCE OF)	18.10.2011	18.10.2006	Aa1	AA	<b>108.25</b>	0.56	108.80	<b>1.46</b>	<b>2.22</b>	SWX
	XS0268273371	002'707'643	2'000	USD	5.125	BK NEDERLANDSE GEMEENTEN	20.10.2011	21.09.2006	Aaa	AAA	<b>107.98</b>	3.10	111.08	<b>1.69</b>	<b>2.22</b>	SWX
	US61757UAB61	004'869'793	100'000	USD	3.250	MORGAN STANLEY (GAR. USA)	01.12.2011	02.12.2008	Aaa	AAA	<b>104.27</b>	1.59	105.86	<b>1.50</b>	<b>2.38</b>	SWX
	US481247AA29	004'870'471	2'000	USD	3.125	JP MORGAN (GAR. USA)	01.12.2011	02.12.2008	Aaa	AAA	<b>104.03</b>	1.53	105.56	<b>1.47</b>	<b>2.39</b>	SWX
	US78010JCT79	004'889'593	100'000	USD	3.000	RBS (GAR. UK)	09.12.2011	10.12.2008	Aaa	AAA	<b>102.12</b>	1.40	103.52	<b>2.13</b>	<b>2.39</b>	SWX
	US949744AA49	004'889'057	5'000	USD	3.000	WELLS FARGO (GAR. USA)	09.12.2011	10.12.2008	Aaa	AAA	<b>103.93</b>	1.40	105.33	<b>1.41</b>	<b>2.41</b>	SWX
	US36967HAD98	004'893'868	2'000	USD	3.000	GECC (GAR. USA)	09.12.2011	09.12.2008	Aaa	AAA	<b>103.63</b>	1.41	105.04	<b>1.52</b>	<b>2.41</b>	SWX
	US17313UAA79	004'886'393	1'000	USD	2.875	CITIGROUP (GAR. USA)	09.12.2011	09.12.2008	Aaa	AAA	<b>103.37</b>	1.35	104.72	<b>1.51</b>	<b>2.41</b>	SWX
	xs0427417950	010'162'379	2'000	USD	2.375	BP CAPITAL MARKETS PLC	14.12.2011	14.05.2009	Aa1	AA	<b>100.32</b>	0.09	100.41	<b>2.24</b>	<b>2.42</b>	SWX
	US6325C1AL34	004'962'309	100'000	USD	2.550	NAB (GAR. AUSTRALIA)	13.01.2012	13.01.2009	Aaa	AAA	<b>101.76</b>	0.96	102.72	<b>1.85</b>	<b>2.51</b>	SWX
	XS0410334014	000'012'247	100'000	USD	2.125	SFEF (GAR. FRANCE)	30.01.2012	30.01.2009	Aaa	AAA	<b>100.79</b>	0.70	101.49	<b>1.82</b>	<b>2.56</b>	SWX
	US87019FAC68	002'227'189	100'000	USD	2.800	SWEDBANK (GAR.SWEDEN)	10.02.2012	10.02.2009	Aaa	AAA	<b>101.70</b>	0.84	102.54	<b>2.14</b>	<b>2.56</b>	SWX
	us428236au78	004'453'986	2'000	USD	4.250	HEWLETT-PACKARD CO	24.02.2012	26.02.2009	A2	A	<b>105.50</b>	1.09	106.59	<b>2.16</b>	<b>2.57</b>	SWX
	USU75000AK27	003'831'462	2'000	USD	4.500	ROCHE HLDGS INC	01.03.2012	25.02.2009	A2	AA-	<b>105.06</b>	1.16	106.23	<b>2.57</b>	<b>2.57</b>	SWX
	US05565QBG29	010'010'288	1'000	USD	3.125	BP CAPITAL MARKETS PLC	10.03.2012	10.03.2009	Aa1	AA	<b>102.23</b>	0.68	102.91	<b>2.29</b>	<b>2.63</b>	SWX
	US36967HAN70	010'019'161	2'000	USD	2.250	GENERAL ELEC CAP CORP	12.03.2012	12.03.2009	Aaa	AAA	<b>101.72</b>	0.48	102.20	<b>1.61</b>	<b>2.68</b>	SWX
	US717081CZ40	010'048'226	2000	USD	4.450	PFIZER INC	15.03.2012	24.03.2009	Aa2 /*-	AAA /*-	<b>107.28</b>	0.79	108.07	<b>1.76</b>	<b>2.63</b>	SWX

USD	ISIN	Valore	Taglio	Mo- neta	Tasso d'int.	Debitore	Scadenza	Em	Md's	S&P's	Prezzo indiv.	Int. pro rata	Prez. incl. int. p. rata	Rendim.	MDur	SWX
	XS0408298494	004'958'352	100'000	USD	1.875	KINGDOM OF DENMARK	16.03.2012	15.01.2009	Aaa	AAA	<b>100.38</b>	0.69	101.07	<b>1.73</b>	<b>2.70</b>	SWX
	US302168BQ41	010'031'897	5'000	USD	2.375	EXPORT DEVELOPMENT CANAD	19.03.2012	19.03.2009	Aaa	AAAe	<b>101.79</b>	0.46	102.25	<b>1.72</b>	<b>2.69</b>	SWX
	XS0417737821	010'021'449	1'000	USD	2.375	BK OF ENGLAND EURO NOTE	19.03.2012	17.03.2009		AAA	<b>101.48</b>	0.47	101.95	<b>1.83</b>	<b>2.69</b>	SWX
	US676167AZ21	004'972'583	1000	USD	1.875	OEKB OEST. KONTROLLBANK	21.03.2012	21.01.2009	Aaa	AAA	<b>99.63</b>	0.66	100.29	<b>2.01</b>	<b>2.70</b>	SWX
	XS0418747241	010'048'027	100'000	USD	2.375	SFEF	26.03.2012	26.03.2009	Aaa	AAA	<b>101.35</b>	0.41	101.76	<b>1.88</b>	<b>2.71</b>	SWX
	USG4718WAC13	010'072'291	100'000	USD	2.800	LLOYDS TSB BK PLC (GAR. USA)	02.04.2012	01.04.2009	Aaa	AAA	<b>101.83</b>	0.44	102.27	<b>2.13</b>	<b>2.71</b>	SWX
	US500769DG66	010'109'478	1000	USD	2.250	KFW	16.04.2012	16.04.2009	Aaa	AAA	<b>101.72</b>	0.26	101.98	<b>1.63</b>	<b>2.77</b>	SWX
	XS0428037823	002'898'777	50000	USD	2.250	KINGDOM OF DENMARK	14.05.2012	12.05.2009	Aaa	AAAe	<b>100.74</b>	0.10	100.84	<b>1.99</b>	<b>2.84</b>	SWX
	XS0300982930	003'102'707	2'000	USD	5.000	TOTAL CAPITAL SA	22.05.2012	22.05.2007	Aa1	AA	<b>107.23</b>	0.08	107.31	<b>2.46</b>	<b>2.78</b>	SWX
	US36967HAH03	004'950'539	2'000	USD	2.200	GENERAL ELECTRIC (GAR.USA)	08.06.2012	08.01.2009	Aaa	AAA	<b>101.53</b>	0.86	102.39	<b>1.68</b>	<b>2.85</b>	SWX
	US38146FAA93	004'865'788	2000	USD	3.250	GOLDMAN SACHS (GAR. USA)	15.06.2012	01.12.2008	Aaa	AAA	<b>104.61</b>	1.60	106.21	<b>1.68</b>	<b>2.82</b>	SWX
	US949744AC05	010'072'265	5000	USD	2.125	WELLS FARGO (GAR. USA)	15.06.2012	30.03.2009	Aaa	AAAe	<b>101.63</b>	0.34	101.97	<b>1.57</b>	<b>2.88</b>	SWX
	US24424DAA72	004'924'845	2000	USD	2.875	JOHN DEERE CAP. (GAR. USA)	19.06.2012	19.12.2008	Aaa	AAA	<b>103.74</b>	1.27	105.01	<b>1.61</b>	<b>2.85</b>	SWX
	US06050BAJ08	010'019'219	2000	USD	2.375	BANK OF AMERICA CORP	22.06.2012	12.03.2009	Aaa	AAA	<b>101.70</b>	0.50	102.20	<b>1.80</b>	<b>2.88</b>	SWX
	XS0412484163	001'954'578	1000	USD	3.375	RABOBANK NEDERLAND	19.02.2013	19.02.2009	Aaa	AAA	<b>101.68</b>	0.93	102.61	<b>2.89</b>	<b>3.44</b>	SWX
	US500769CP74	003'768'684	1000	USD	3.250	KFW	15.03.2013	11.02.2008	Aaa	AAA	<b>102.91</b>	0.66	103.57	<b>2.44</b>	<b>3.53</b>	SWX
	XS0166874643	001'590'579	1000	USD	4.250	COUNCIL OF EUROPE	22.04.2013	22.04.2003	Aaa	AAA	<b>105.36</b>	0.43	105.79	<b>2.78</b>	<b>3.57</b>	SWX
	XS0359607677	003'965'883	1000	USD	3.250	INSTITUT CREDITO OFICIAL	14.05.2013	22.04.2008	Aaa	AA+	<b>100.88</b>	0.13	101.00	<b>3.01</b>	<b>3.67</b>	SWX
	XS0353485492	003'874'869	2000	USD	3.375	BK NEDERLANDSE GEMEENTEN	15.05.2013	19.03.2008	Aaa	AAA	<b>101.91</b>	0.12	102.04	<b>2.86</b>	<b>3.67</b>	SWX
	XS0366475159	004'261'423	2000	USD	4.000	TOTAL CAPITAL SA	28.05.2013	28.05.2008	Aa1	AA	<b>103.25</b>	0.00	103.25	<b>3.12</b>	<b>3.66</b>	SWX
	US676167AX72	004'213'449	1000	USD	3.625	OEKB OEST. KONTROLLBANK	17.06.2013	07.05.2008	Aaa	AAA	<b>102.52</b>	1.62	104.14	<b>2.95</b>	<b>3.61</b>	SWX
	US29874QBR48	004'215'845	1000	USD	3.625	EUROPEAN BK RECON & DEV	17.06.2013	08.05.2008		AAA	<b>104.00</b>	1.62	105.62	<b>2.57</b>	<b>3.63</b>	SWX
	US683234ZR27	003'929'975	5000	USD	3.500	ONTARIO (PROVINCE OF)	15.07.2013	09.04.2008	Aa1	AA	<b>102.58</b>	1.29	103.87	<b>2.83</b>	<b>3.70</b>	SWX
	US04517PAD42	004'539'103	1000	USD	3.625	ASIAN DEVELOPMENT BANK	05.09.2013	05.09.2008	Aaa	AAA	<b>103.28</b>	0.84	104.12	<b>2.80</b>	<b>3.83</b>	SWX
	US55607GAA31	004'911'488	2000	USD	4.100	MACQUARIE BK (GAR. AUSTR.)	17.12.2013	17.12.2008	Aaa	AAA	<b>103.44</b>	1.83	105.28	<b>3.27</b>	<b>4.05</b>	SWX
	XS0281916931	002'863'756	1000	USD	4.875	LANDWIRTSCH. RENTENBANK	10.01.2014	11.01.2007	Aaa	AAA	<b>107.54</b>	1.87	109.41	<b>3.09</b>	<b>4.07</b>	SWX
	US742718DL02	004'921'081	2000	USD	4.600	PROCTER & GAMBLE CO/THE	15.01.2014	18.12.2008	Aa3	AA-	<b>106.60</b>	2.04	108.64	<b>3.05</b>	<b>4.10</b>	SWX
	USF2893TAA46	004'996'704	2000	USD	5.500	ELECTRICITE DE FRANCE	26.01.2014	26.01.2009	Aa3	A+	<b>108.49</b>	1.86	110.35	<b>3.49</b>	<b>4.05</b>	SWX
	XS0283843190	002'885'899	1000	USD	5.000	COUNCIL OF EUROPE	29.01.2014	29.01.2007	Aaa	AAA	<b>108.62</b>	1.65	110.27	<b>2.99</b>	<b>4.11</b>	SWX
	US00206RAQ56	001'796'438	2000	USD	4.850	AT&T INC	15.02.2014	03.02.2009	A2	A	<b>104.73</b>	1.55	106.27	<b>3.73</b>	<b>4.13</b>	SWX
	US50075NAX21	004'924'552	2000	USD	6.750	KRAFT FOODS INC	19.02.2014	19.12.2008	Baa2	BBB+	<b>110.68</b>	1.86	112.54	<b>4.20</b>	<b>4.00</b>	SWX
	USU75000AL00	003'831'468	2000	USD	5.000	ROCHE HLDGS INC	01.03.2014	25.02.2009	A2	AA-	<b>105.58</b>	1.29	106.87	<b>3.70</b>	<b>4.16</b>	SWX
	US532457BE78	010'000'226	2000	USD	4.200	ELI LILLY & CO	06.03.2014	06.03.2009	A1	AA	<b>104.70</b>	0.96	105.66	<b>3.12</b>	<b>4.26</b>	SWX
	US500769DF83	004'946'808	1000	USD	3.500	KFW	10.03.2014	10.03.2009	Aaa	AAA	<b>103.18</b>	0.76	103.94	<b>2.78</b>	<b>4.34</b>	SWX
	US298785EV42	004'996'110	1000	USD	2.375	EUROPEAN INVESTMENT BANK	14.03.2014	28.01.2009	Aaa	AAA	<b>98.81</b>	0.49	99.30	<b>2.64</b>	<b>4.45</b>	SWX
	US191216AL44	004'876'969	2000	USD	3.625	COCA-COLA CO/THE	15.03.2014	06.03.2009	Aa3	A+	<b>101.91</b>	0.83	102.74	<b>3.19</b>	<b>4.33</b>	SWX
	XS0422753953	010'093'250	100000	USD	5.500	EMIRATE OF ABU DHABI	08.04.2014	08.04.2009	Aa2	AA	<b>103.30</b>	0.76	104.06	<b>4.72</b>	<b>4.18</b>	SWX
	US298785EX08	010'091'524	1000	USD	3.000	EUROPEAN INVESTMENT BANK	08.04.2014	08.04.2009	Aaa	AAAe	<b>100.74</b>	0.42	101.15	<b>2.83</b>	<b>4.45</b>	SWX
	XS0422945518	010'099'202	100000	USD	5.150	STATE OF QATAR	09.04.2014	09.04.2009	Aa2	AA-	<b>103.00</b>	0.70	103.70	<b>4.45</b>	<b>4.22</b>	SWX
	US24702RAG65	010'095'004	2000	USD	5.625	DELL INC	15.04.2014	06.04.2009	A2	A-	<b>106.42</b>	0.81	107.23	<b>4.14</b>	<b>4.22</b>	SWX
	US302168BS07	010'134'017	5000	USD	3.125	EXPORT DEVELOPMENT CANAD	24.04.2014	24.04.2009	Aaa	AAAe	<b>101.23</b>	0.30	101.53	<b>2.85</b>	<b>4.49</b>	SWX
	XS0426078514	010'145'878	100000	USD	3.375	SFEF	05.05.2014	05.05.2009	Aaa	AAA	<b>101.49</b>	0.22	101.71	<b>3.04</b>	<b>4.49</b>	SWX
	US05565QBL14	010'164'932	1000	USD	3.625	BP CAPITAL MARKETS PLC	08.05.2014	08.05.2009	Aa1	AAe	<b>99.67</b>	0.20	99.87	<b>3.70</b>	<b>4.44</b>	SWX
	US06051GDY26	010'162'839	5000	USD	7.375	BANK OF AMERICA CORP	15.05.2014	13.05.2009	A2	Ae	<b>105.59</b>	0.31	105.90	<b>6.04</b>	<b>4.09</b>	SWX
	US045167BW21	010'202'264	1000	USD	2.750	ASIAN DEVELOPMENT BANK	21.05.2014	21.05.2009	Aaa	AAA	<b>99.21</b>	0.05	99.26	<b>2.92</b>	<b>4.58</b>	SWX
	USU03597AD01	010'192'810	1000	USD	5.375	ANHEUSER-BUSCH INBEV WOR	15.11.2014	14.05.2009	Baa2	BBB+	<b>101.58</b>	0.21	101.79	<b>5.03</b>	<b>4.53</b>	SWX
	US05565QBH02	010'010'419	1000	USD	3.875	BP CAPITAL MARKETS PLC	10.03.2015	10.03.2009	Aa1	AA	<b>100.44</b>	0.84	101.28	<b>3.79</b>	<b>5.06</b>	SWX

USD	ISIN	Valore	Taglio	Mo- neta	Tasso d'int.	Debitore	Scadenza	Em	Md's	S&P's	Prezzo indiv.	Int. pro rata	Prez. incl. int. p. rata	Rendim.	MDur	SWX
	US717081DA89	010'048'211	2000	USD	5.350	PFIZER INC	15.03.2015	24.03.2009	Aa2 /*-	AAA /*-	<b>108.80</b>	0.95	109.75	<b>3.64</b>	<b>4.94</b>	SWX
	XS0349064328	003'812'843	1000	USD	4.000	COUNCIL OF EUROPE	15.04.2015	26.02.2008	Aaa	AAA	<b>103.54</b>	0.48	104.01	<b>3.33</b>	<b>5.17</b>	SWX
	US4581X0AM06	002'699'353	1000	USD	5.125	INTER-AMERICAN DEVEL BK	13.09.2016	13.09.2006	Aaa	AAA	<b>108.66</b>	1.07	109.73	<b>3.74</b>	<b>5.89</b>	SWX
	US298785DY99	002'697'683	1000	USD	5.125	EUROPEAN INVESTMENT BANK	13.09.2016	13.09.2006	Aaa	AAA	<b>109.06</b>	1.07	110.13	<b>3.68</b>	<b>5.90</b>	SWX
	XS0270250136	002'731'055	1000	USD	5.125	BK NEDERLANDSE GEMEENTEN	05.10.2016	05.10.2006	Aaa	AAA	<b>101.40</b>	3.32	104.72	<b>4.89</b>	<b>5.84</b>	SWX
	XS0294794705	003'035'319	1000	USD	5.000	INSTITUT CREDITO OFICIAL	10.04.2017	10.04.2007	Aaa	AA+	<b>101.73</b>	0.67	102.40	<b>4.73</b>	<b>6.36</b>	SWX
	US500769CR31	003'831'116	1000	USD	4.375	KFW	15.03.2018	04.03.2008	Aaa	AAA	<b>101.27</b>	0.89	102.16	<b>4.20</b>	<b>7.14</b>	SWX
	US4581X0AZ19	004'555'388	1000	USD	4.250	INTER-AMERICAN DEVEL BK	10.09.2018	10.09.2008	Aaa		<b>101.23</b>	0.92	102.15	<b>4.09</b>	<b>7.35</b>	SWX
	USF2893TAB29	004'996'697	2000	USD	6.500	ELECTRICITE DE FRANCE	26.01.2019	26.01.2009	Aa3	A+	<b>109.73</b>	2.20	111.93	<b>5.19</b>	<b>7.07</b>	SWX
	USU75000AM82	003'831'464	2000	USD	6.000	ROCHE HLDGS INC	01.03.2019	25.02.2009	A2	AA-	<b>104.19</b>	1.55	105.74	<b>5.43</b>	<b>7.22</b>	SWX
	US05565QBJ67	010'010'371	1000	USD	4.750	BP CAPITAL MARKETS PLC	10.03.2019	10.03.2009	Aa1	AA	<b>97.67</b>	1.03	98.70	<b>5.06</b>	<b>7.56</b>	SWX
	US191216AM27	010'000'324	2000	USD	4.875	COCA-COLA CO/THE	15.03.2019	06.03.2009	Aa3	A+	<b>102.00</b>	1.11	103.11	<b>4.61</b>	<b>7.61</b>	SWX
	US717081DB62	010'048'573	2000	USD	6.200	PFIZER INC	15.03.2019	24.03.2009	Aa2 /*-	AAA /*-	<b>107.10</b>	1.10	108.20	<b>5.25</b>	<b>7.25</b>	SWX
	US92343VAV62	010'068'485	2000	USD	6.350	VERIZON COMMUNICATIONS	01.04.2019	27.03.2009	A3	A	<b>102.16</b>	1.08	103.23	<b>6.05</b>	<b>7.14</b>	SWX
	XS0422754258	010'092'173	100000	USD	6.750	EMIRATE OF ABU DHABI	08.04.2019	08.04.2009	Aa2	AA	<b>103.25</b>	0.94	104.19	<b>6.29</b>	<b>7.05</b>	SWX
	XS0423038875	010'099'322	100000	USD	6.550	STATE OF QATAR	09.04.2019	09.04.2009	Aa2	AA-	<b>105.00</b>	0.89	105.89	<b>5.87</b>	<b>7.15</b>	SWX
	US06739FFS56	010'211'931	100000	USD	6.750	BARCLAYS BANK PLC	22.05.2019	22.05.2009	Aa3e	AA-e	<b>100.64</b>	0.13	100.77	<b>6.66</b>	<b>7.10</b>	SWX
	US00206RAS13	001'795'880	2000	USD	6.550	AT&T INC	15.02.2039	03.02.2009	A2	A	<b>92.82</b>	2.09	94.91	<b>7.13</b>	<b>12.15</b>	SWX

AUD	ISIN	Valore	Taglio	Mo- neta	Tasso d'int.	Debitore	Scadenza	Em	Md's	S&P's	Prezzo indiv.	Int. pro rata	Prez. incl. int. p. rata	Rendim.	MDur	SWX
	XS0209569259	002'038'330	1'000	AUD	5.625	BK NEDERLANDSE GEMEENTEN	27.01.2010	27.01.2005	Aaa	AAA	<b>101.00</b>	1.86	102.86	<b>4.01</b>	<b>0.64</b>	SWX
	XS0349064591	003'812'864	1'000	AUD	8.000	RABOBANK NEDERLAND(AUST)	11.03.2010	11.03.2008	Aaa	AAA	<b>103.12</b>	1.71	104.83	<b>3.85</b>	<b>0.76</b>	SWX
	XS0387766735	004'560'754	5'000	AUD	7.250	COMMONWEALTH BANK AUST	17.09.2010	17.09.2008	Aa1	AA	<b>103.81</b>	5.03	108.83	<b>4.16</b>	<b>1.19</b>	SWX
	XS0332374486	003'566'931	1'000	AUD	7.250	TOYOTA MOTOR CREDIT CORP	29.11.2010	29.11.2007	Aa1	AA	<b>103.54</b>	3.58	107.11	<b>4.73</b>	<b>1.37</b>	SWX
	XS0331504075	003'553'676	2'000	AUD	7.500	GE CAP AUSTRALIA FUNDING	25.01.2011	27.11.2007	Aa2	AA+	<b>103.21</b>	2.53	105.73	<b>5.40</b>	<b>1.51</b>	SWX
	XS0341710415	003'704'120	2'000	AUD	7.250	NESTLE HOLDINGS INC	31.01.2011	31.01.2008	Aa1	AA	<b>104.96</b>	2.32	107.28	<b>4.10</b>	<b>1.54</b>	SWX
	XS0345975881	003'763'964	1'000	AUD	7.375	NEDER WATERSCHAPSBANK	18.02.2011	18.02.2008	Aaa	AAA	<b>105.38</b>	2.00	107.38	<b>4.06</b>	<b>1.59</b>	SWX
	XS0348579110	003'805'136	2'000	AUD	8.500	GE CAP AUSTRALIA FUNDING	28.02.2011	28.02.2008	Aa2	AA Ae	<b>104.16</b>	2.07	106.24	<b>5.90</b>	<b>1.58</b>	SWX
	XS0243977260	002'439'763	1'000	AUD	5.625	RABOBANK NEDERLAND	01.03.2011	01.03.2006	Aaa	AAA	<b>101.88</b>	1.36	103.23	<b>4.48</b>	<b>1.63</b>	SWX
	XS0359357034	003'962'095	1'000	AUD	7.500	RABOBANK NEDERLAND(AUST)	28.04.2011	28.04.2008	Aaa	AAA	<b>104.67</b>	0.62	105.28	<b>4.88</b>	<b>1.76</b>	SWX
	XS0364712553	004'240'441	2'000	AUD	7.500	TOTAL CAPITAL SA	27.05.2011	27.05.2008	Aa1	AA	<b>105.66</b>	0.02	105.68	<b>4.47</b>	<b>1.85</b>	SWX
	XS0376332671	004'395'506	1'000	AUD	7.750	TOYOTA FINANCE AUSTRALIA	28.07.2011	28.07.2008	Aa1	AA	<b>104.61</b>	6.45	111.07	<b>5.42</b>	<b>1.86</b>	SWX
	XS0364919810	004'241'997	1'000	AUD	7.500	RABOBANK NEDERLAND(AUST)	28.11.2011	28.05.2008	Aaa	AAA	<b>104.92</b>	3.72	108.64	<b>5.32</b>	<b>2.19</b>	SWX
	XS0343833165	003'729'939	5'000	AUD	8.000	GE CAP AUSTRALIA FUNDING	13.02.2012	13.02.2008	Aa2	AA+	<b>104.48</b>	2.28	106.76	<b>6.13</b>	<b>2.35</b>	SWX
	XS0412228917	001'709'556	1'000	AUD	4.500	RABOBANK NEDERLAND(AUST)	17.02.2012	17.02.2009	Aaa	AAA	<b>97.59</b>	1.23	98.82	<b>5.47</b>	<b>2.46</b>	SWX
	XS0411046351	001'002'632	5'000	AUD	4.625	ANZ BANK (GAR. AUSTRALIA)	11.02.2013	11.02.2009	Aaa	AAA	<b>98.87</b>	1.34	100.22	<b>4.96</b>	<b>3.28</b>	SWX
	XS0418164496	010'031'186	1'000	AUD	4.500	KFW	26.03.2013	26.03.2009	Aaa	AAA	<b>97.00</b>	0.78	97.77	<b>5.38</b>	<b>3.39</b>	SWX
	XS0425743845	010'138'674	2'000	AUD	5.500	TOTAL CAPITAL SA	30.04.2013	30.04.2009	Aa1	AA	<b>99.12</b>	0.42	99.54	<b>5.75</b>	<b>3.42</b>	SWX
	XS0429333338	010'192'363	5'000	AUD	5.875	NATIONAL AUSTRALIA BANK	22.05.2013	22.05.2009	Aa1e	AAe	<b>98.76</b>	0.10	98.86	<b>6.24</b>	<b>3.45</b>	SWX
	XS0422676865	010'090'576	1'000	AUD	5.250	LANDWIRTSCH. RENTENBANK	16.04.2014	16.04.2009	Aaa	AAA	<b>97.00</b>	0.60	97.61	<b>5.97</b>	<b>4.15</b>	SWX
	XS0412694647	002'157'370	5'000	AUD	4.375	CBA BANK (GAR. AUSTRALIA)	17.02.2014	17.02.2009	Aaa	AAA	<b>95.11</b>	1.20	96.31	<b>5.58</b>	<b>4.08</b>	SWX
	XS0423787711	010'107'715	1'000	AUD	6.000	RABOBANK NEDERLAND(AUST)	23.04.2014	23.04.2009	Aaa	AAA	<b>98.10</b>	0.58	98.67	<b>6.46</b>	<b>4.10</b>	SWX
	XS0225982361	002'231'214	2'000	AUD	5.625	EUROFIMA	29.07.2015	29.07.2005	Aaa	AAA	<b>99.24</b>	4.67	103.91	<b>5.77</b>	<b>4.86</b>	SWX
CAD	XS0282671774	002'872'678	2'000	CAD	4.125	BANK OF SCOTLAND PLC	25.01.2010	25.01.2007	Aa3	A+	<b>100.62</b>	1.39	102.01	<b>3.12</b>	<b>0.64</b>	SWX
	CA749770AJ27	002'096'123	1'000	CAD	4.000	RABOBANK NEDERLAND	23.09.2010	23.03.2005	Aaa	AAA	<b>103.82</b>	0.72	104.55	<b>1.06</b>	<b>1.27</b>	SWX
	XS0414401801	003'718'640	1'000	CAD	2.500	RABOBANK NEDERLAND	02.03.2012	02.03.2009	Aaa	AAA	<b>100.48</b>	0.60	101.08	<b>2.32</b>	<b>2.63</b>	SWX
	XS0197261935	001'910'671	2'000	CAD	5.125	QUEBEC PROVINCE	03.06.2014	26.07.2004	Aa2	A+	<b>108.34</b>	5.04	113.38	<b>3.29</b>	<b>4.23</b>	SWX
	XS0219274908	002'148'354	1'000	CAD	4.375	BK NEDERLANDSE GEMEENTEN	13.05.2015	13.05.2005	Aaa	AAA	<b>106.06</b>	0.18	106.24	<b>3.24</b>	<b>5.21</b>	SWX
NZD	XS0169875654	001'615'743	1'000	NZD	5.250	BK NEDERLANDSE GEMEENTEN	17.06.2009	17.06.2003	Aaa	AAA	<b>100.09</b>	4.96	105.05	<b>3.37</b>	<b>0.05</b>	SWX
	XS0190022250	001'829'909	1'000	NZD	6.000	KFW	15.07.2009	15.04.2004	Aaa	AAA	<b>100.37</b>	5.21	105.58	<b>3.01</b>	<b>0.13</b>	SWX
	XS0224109032	002'209'443	1'000	NZD	6.000	EUROPEAN INVESTMENT BANK	15.07.2009	15.07.2005	Aaa	AAA	<b>100.32</b>	5.21	105.53	<b>3.36</b>	<b>0.13</b>	SWX
	XS0325951035	003'470'674	1'000	NZD	7.750	EUROPEAN INVESTMENT BANK	26.10.2010	26.10.2007	Aaa	AAA	<b>105.66</b>	4.54	110.21	<b>3.54</b>	<b>1.30</b>	SWX
	XS0333290590	003'579'764	1'000	NZD	8.000	KFW	14.01.2011	30.11.2007	Aaa	AAA	<b>106.29</b>	2.94	109.23	<b>3.91</b>	<b>1.50</b>	SWX
	XS0220323488	002'163'991	1'000	NZD	6.500	KFW	15.11.2011	01.06.2005	Aaa	AAA	<b>105.32</b>	3.45	108.77	<b>4.17</b>	<b>2.20</b>	SWX
	XS0281740554	002'862'222	2'000	NZD	7.000	EUROPEAN INVESTMENT BANK	18.01.2012	18.01.2007	Aaa	AAA	<b>106.08</b>	2.49	108.57	<b>4.49</b>	<b>2.35</b>	SWX
	XS0426612361	010'152'808	1'000	NZD	4.500	KFW	08.05.2012	08.05.2009	Aaa	AAA	<b>99.77</b>	0.25	100.02	<b>4.58</b>	<b>2.69</b>	SWX
	XS0301020292	003'103'320	1'000	NZD	7.250	INTER-AMERICAN DEVEL BK	24.05.2012	24.05.2007	Aaa	AAA	<b>107.30</b>	0.08	107.38	<b>4.58</b>	<b>2.68</b>	SWX
	XS0336249056	003'620'564	1'000	NZD	8.000	KFW	21.12.2012	21.12.2007	Aaa	AAA	<b>110.37</b>	3.46	113.83	<b>4.76</b>	<b>3.02</b>	SWX
	XS0415923118	004'571'921	1'000	NZD	5.125	RABOBANK NEDERLAND	12.03.2013	12.03.2009	Aaa	AAA	<b>97.90</b>	1.08	98.98	<b>5.75</b>	<b>3.31</b>	SWX
	XS0199842906	001'935'410	1'000	NZD	6.500	EUROPEAN INVESTMENT BANK	10.09.2014	10.09.2004	Aaa	AAA	<b>104.41</b>	4.63	109.04	<b>5.51</b>	<b>4.23</b>	SWX
	XS0225405991	002'225'694	1'000	NZD	6.250	INTER-AMERICAN DEVEL BK	28.07.2015	28.07.2005	Aaa	AAA	<b>102.50</b>	5.21	107.70	<b>5.75</b>	<b>4.79</b>	SWX



CHF	ISIN	Valore	Taglio	Mo- neta	Tasso d'int.	Debitore	Scadenza	Em	Md's	S&P's	Prezzo indiv.	Int. pro rata	Prez. incl. int. p. rata	Rendim.	MDur	SWX
	CH0006111394	000'611'139	5'000	CHF	3.000	REPUBLIC OF AUSTRIA INTL	21.08.2009	21.04.1999	Aaa	AAA	<b>100.72</b>	2.31	103.03	<b>-0.12</b>	-	SWX
	CH0007486605	000'748'660	5'000	CHF	3.000	KFW	04.12.2009	04.06.1999	Aaa	AAA	<b>101.40</b>	1.45	102.85	<b>0.28</b>	<b>0.52</b>	SWX
	CH0010431168	001'043'116	5'000	CHF	4.000	DEXIA MUNICIPAL AGENCY	08.03.2010	08.03.2000	Aaa	AAA	<b>102.39</b>	0.89	103.28	<b>0.90</b>	<b>0.77</b>	SWX
	CH0010702907	001'070'290	10'000	CHF	4.500	EUROHYPO AG	10.05.2010	10.05.2000	Aaa	AAA	<b>103.35</b>	0.23	103.58	<b>0.94</b>	<b>0.94</b>	SWX
	CH0010876222	001'087'622	5'000	CHF	4.500	BK NEDERLANDSE GEMEENTEN	05.07.2010	05.07.2000	Aaa	AAA	<b>104.20</b>	4.04	108.24	<b>0.66</b>	<b>1.05</b>	SWX
	CH0009818706	000'981'870	5'000	CHF	3.125	REPUBLIC OF ITALY	15.07.2010	15.01.1999	Aa2	A+	<b>102.37</b>	2.72	105.09	<b>1.00</b>	<b>1.09</b>	SWX
	CH0011761746	001'176'174	5'000	CHF	3.750	LANDBK HESSEN-THUERINGEN	01.02.2011	01.02.2001	Aaa	AA	<b>104.15</b>	1.22	105.37	<b>1.23</b>	<b>1.62</b>	SWX
	CH0009930881	000'993'088	5'000	CHF	3.250	BANK FUER ARBEIT & WIRT	23.02.2011	23.02.1999			<b>103.80</b>	0.86	104.66	<b>1.03</b>	<b>1.69</b>	SWX
	CH0007380113	000'738'011	5'000	CHF	3.250	RESEAU FERRE DE FRANCE	01.06.2011	01.06.1999	Aaa	AAA	<b>104.60</b>	3.22	107.82	<b>0.93</b>	<b>1.90</b>	SWX
	CH0010334735	001'033'473	5'000	CHF	4.000	KFW	15.02.2012	15.02.2000	Aaa	AAA	<b>107.75</b>	1.14	108.89	<b>1.08</b>	<b>2.58</b>	SWX
	CH0011202592	001'120'259	5'000	CHF	4.250	RABOBANK NEDERLAND	14.09.2012	14.09.2000	Aaa	AAA	<b>108.15</b>	3.00	111.15	<b>1.68</b>	<b>3.02</b>	SWX
	CH0011710065	001'171'006	5'000	CHF	4.000	VORARLBERG LND-HYPOBK AG	22.01.2013	22.01.2001	Aaa	NR	<b>106.85</b>	1.40	108.25	<b>2.03</b>	<b>3.37</b>	SWX
	CH0009878742	000'987'874	5'000	CHF	3.500	EUROPEAN INVESTMENT BANK	28.01.2014	28.01.1999	Aaa	AAA	<b>107.70</b>	1.17	108.87	<b>1.77</b>	<b>4.28</b>	SWX
	CH0008803519	000'880'351	5'000	CHF	0.000	INTL BK RECON & DEVELOP	21.10.2015	21.10.1985	Aaa	AAA	<b>87.00</b>	0.00	87.00	<b>2.20</b>	<b>6.26</b>	SWX
	CH0008135045	000'813'504	5'000	CHF	0.000	ASIAN DEVELOPMENT BANK	07.02.2016	07.02.1986	Aaa	AAA	<b>85.15</b>	0.00	85.15	<b>2.43</b>	<b>6.53</b>	SWX

EUR	ISIN	Valore	Taglio	Mo- neta	Tasso d'int.	Debitore	Scadenza	Em	Md's	S&P's	Prezzo indiv.	Int. pro rata	Prez. incl. int. p. rata	Rendim.	MDur	SWX
	XS0107811753	001'046'404	1'000	EUR	6.000	ING BANK NV	01.03.2010	01.03.2000	Aa3	AA-	<b>102.40</b>	1.45	103.85	<b>2.73</b>	<b>0.74</b>	SWX
	FR0000497430	001'010'215	1'000	EUR	5.500	DEXIA MUNICIPAL AGENCY	26.04.2010	26.10.1999	Aaa	AAA	<b>103.43</b>	0.48	103.91	<b>1.67</b>	<b>0.90</b>	SWX
	DE0003138038	001'056'331	1'000	EUR	5.750	EUROHYPO AG	05.07.2010	08.03.2000	Aaa	AAA	<b>104.35</b>	5.15	109.50	<b>1.73</b>	<b>1.03</b>	SWX
	XS0108576785	001'052'579	1'000	EUR	6.375	SANTANDER CENT HISP ISSU	05.07.2010	07.03.2000	Aa2 /*-	AA-	<b>103.55</b>	5.70	109.26	<b>3.04</b>	<b>1.01</b>	SWX
	NL0000118594	001'153'713	1'000	EUR	6.125	ING GROEP NV	04.01.2011	30.11.2000	A1	A+	<b>104.82</b>	2.42	107.24	<b>2.98</b>	<b>1.50</b>	SWX
GBP	XS0114616112	001'106'676	1'000	GBP	6.125	INTL BK RECON & DEVELOP	07.12.2009	27.07.2000	Aaa	AAA	<b>102.93</b>	2.91	105.83	<b>0.52</b>	<b>0.52</b>	SWX
	XS0092154680	000'970'294	10'000	GBP	5.625	INTL FINANCE CORPORATION	07.12.2009	12.11.1998	Aaa	AAA	<b>102.61</b>	2.67	105.28	<b>0.62</b>	<b>0.52</b>	SWX
	XS0109192665	001'060'129	1'000	GBP	6.250	AGENCE FRANCAISE DEVELOP	23.03.2010	23.03.2000		AAA	<b>103.95</b>	1.13	105.08	<b>1.36</b>	<b>0.81</b>	SWX
	XS0095091277	000'375'113	1'000	GBP	4.750	LCR FINANCE PLC	31.12.2010	25.02.1999	Aaa	AAA	<b>105.30</b>	1.94	107.24	<b>1.35</b>	<b>1.52</b>	SWX
	XS0115314741	001'110'831	1'000	GBP	5.875	EUROPEAN BK RECON & DEV	04.08.2014	04.08.2000	Aaa	AAA	<b>112.83</b>	4.80	117.63	<b>3.15</b>	<b>4.33</b>	SWX
	XS0101360161	000'890'564	10'000	GBP	6.625	COMMERZBANK AG	30.08.2019	31.08.1999	A1	A-	<b>96.10</b>	4.93	101.03	<b>7.17</b>	<b>6.85</b>	SWX



USD	ISIN	Valore	Taglio	Mo- neta	Tasso d'int.	Debitore	Scadenza	Em	Md's	S&P's	Prezzo indiv.	Int. pro rata	Prez. incl. int. p. rata	Rendim.	MDur	SWX
	XS0077194263	000'656'117	1'000	USD	7.000	GENERAL ELEC CAP CORP	11.06.2010	11.06.1997	Aa2	AA+	<b>105.35</b>	6.75	112.10	<b>1.74</b>	<b>0.96</b>	SWX
	US172967BC45	001'178'555	1'000	USD	6.500	CITIGROUP INC	18.01.2011	16.01.2001	A3	A	<b>101.57</b>	2.35	103.92	<b>5.44</b>	<b>1.50</b>	SWX
	XS0123610411	001'182'943	1'000	USD	6.125	COUNCIL OF EUROPE	25.01.2011	25.01.2001	Aaa	AAA	<b>108.58</b>	2.09	110.67	<b>0.89</b>	<b>1.59</b>	SWX
	USG4671XAC41	001'193'598	1'000	USD	7.000	HUTCHISON WHAMPOA INTL	16.02.2011	16.02.2001	A3	A-	<b>106.88</b>	1.98	108.86	<b>2.83</b>	<b>1.61</b>	SWX
	XS0125141316	001'197'883	1'000	USD	6.000	REPUBLIC OF ITALY	22.02.2011	22.02.2001	NR	A+	<b>108.26</b>	1.60	109.86	<b>1.16</b>	<b>1.66</b>	SWX
	XS0092711802	000'976'729	1'000	USD	5.500	INTL BK RECON & DEVELOP	25.11.2013	25.11.1998	Aaa	AAA	<b>111.54</b>	2.80	114.34	<b>2.73</b>	<b>3.92</b>	SWX
	US459056LD78	000'029'574	1'000	USD	7.625	INTL BK RECON & DEVELOP	19.01.2023	19.01.1993	Aaa	AAA	<b>129.27</b>	2.73	132.00	<b>4.67</b>	<b>8.93</b>	SWX

Il presente elenco di obbligazioni è stato redatto dal servizio di negoziazione di Bank Vontobel AG e non è il risultato di un'analisi finanziaria, per cui non è soggetto alle direttive a garanzia dell'indipendenza dell'analisi finanziaria. La lista non ha carattere di raccomandazione a ha scopi puramente informativi.

Bank Vontobel AG e Raiffeisen fanno presente che possono avere o aver avuto interessi propri relativi all'evoluzione del corso di alcuni o di tutti i titoli descritti in questo documento e che possono fornire o aver fornito servizi alle società ivi menzionate.

Pur ritenendo che le indicazioni riportate nel presente elenco provengano da fonti attendibili, né Bank Vontobel AG né Raiffeisen possono in alcun modo garantire la qualità, l'esattezza, l'attualità o la completezza delle informazioni fornite.

S + P	Moody's	Spiegazione del rating
<b>AAA</b>	<b>Aaa</b>	La capacità di rimborso degli interessi e del capitale è estremamente elevata.
<b>AA</b>	<b>Aa</b>	La capacità di rimborso degli interessi e del capitale è molto elevata.
<b>A</b>	<b>A</b>	Marcata capacità del debitore di servire l'obbligazione, ma più sensibile agli sviluppi economici negativi che in categorie di rating superiori.
<b>BBB</b>	<b>Baa</b>	Adeguate capacità di rimborso degli interessi e del capitale; uno sviluppo economico sfavorevole o un contesto cambiato possono tuttavia pregiudicare maggiormente la capacità di servire il debito che in categorie di rating superiori.
<b>BB</b>	<b>Ba</b>	Insufficiente qualità degli investimenti. I titoli di questa categoria sono altamente speculativi.
<b>B</b>	<b>B</b>	Speculativo in misura crescente. Capacità di pagamento vulnerabile.
<b>CCC/CC/C</b>	<b>Caa</b>	Pagamento degli interessi sospeso o in grave pericolo.
<b>D</b>	<b>Ca/C</b>	Pagamento degli interessi in arretrato. Debitore insolvente.
<b>+/-</b>	<b>1,2,3</b>	Classificazione più dettagliata nell'ambito delle categorie di rating precedenti (+ o 1 = qualità maggiore / - o 3 = qualità peggiore).
		No Rating, questo debitore non è stato mai valutato.
	<b>e</b>	Expected Rating. Rating presunto, sarà sostituito in seguito dal Rating ufficiale di Moody's.
	<b>*+</b>	sulla Watchlist positivo
	<b>*-</b>	sulla Watchlist negativo

Rating fino a BBB o Baa si intendono come Investment Grade, mentre le obbligazioni con rating peggiori indicano un carattere speculativo.

I rating non rappresentano un consiglio di acquisto o di vendita e non danno un giudizio neanche sulla conformità di mercato o sulle condizioni di emissione.

Glossar	
<b>Em</b>	Anno d'emissione
<b>Md's</b>	Rating di Moody's
<b>S&amp;P's</b>	Rating di Standard & Poor's
<b>Interesse pro rata</b>	Interesse maturato espresso in percento
<b>Prezzo incluso</b>	Prezzo incluso interesse maturato espresso interesse pro rata in percento.
<b>MDur</b>	Modified duration Mostra una stima di quanto il prezzo di un obbligazione, incluso interesse pro rata/interesse scaduto, dovrebbe variare, se i rendimenti di mercato si modificano dell'1%.
<b>SWX</b>	Obbligazione negoziabile alla Borsa svizzera.
<b>NR</b>	Not rated (nessun Rating)